〈80 Grad rhombische positive Platten〉

Bezeichnung	IC	Dicke	Winkel
CC_0602	6.35	2.38	7°
CC_09T3	9.525	3.97	7°

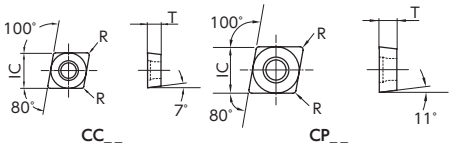

	ST4	ZM3	QM3	VM1	TM4	DT4	DM4	CP1	CP7	KM1
Kohlenstoff/Leg.Stahl	●	●	●	●	●	●	●		●	●
Edelstahl/Stahlguss	●	●	●	●	●	●	●			●
Grau / Sphäroguss								●		
Aluminium/NE-Metall		●		●	●					●
Nickel-Basis Leg.	●		●		●	●	●			
Gehärtete Materialien	●		●			●	●			

● : Empfehlung
● : Alternative

Form	ISO-Bezeichnung	Inch-Bezeichnung	R	ST4	ZM3	QM3	VM1	TM4	DT4	DM4	CP1	CP7	KM1	Spankontrolle	Werkzeug-halter Siehe Seite:
				Hartmetall											
				PVD-Beschichtet							CVD-Besch.				
AM3	CCGT 060200 FNAM3		0.03				●	●	●					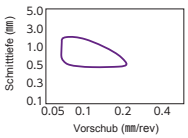	
	060202 FNAM3		0.2		●		●								
	060204 FNAM3		0.4		●										
	060201M FNAM3		*0.08	●		●		●	●						
	060202M FNAM3		*0.18	●		●		●	●						
	060204M FNAM3		*0.38	●		●		●	●						
	CCGT 09T300 FNAM3		0.03				●	●	●						
	09T302 FNAM3		0.2			●	●								
	09T304 FNAM3		0.4			●	●								
	09T301M FNAM3		*0.08	●	●	●	●	●	●						
	09T302M FNAM3		*0.18	●	●	●	●	●	●						
	09T304M FNAM3		*0.38	●	●	●	●	●	●						
	CCMT 060202 FNAM3		0.2							●					
	060204 FNAM3		0.4							●					
	CCMT 09T302 FNAM3		0.2							●					
	09T304 FNAM3		0.4							●					
	09T308 FNAM3		0.8							●					
 AZ7	CCGT 060200 AZ7		0.03			●								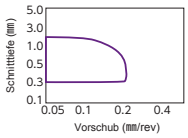	G23 K28
	060201M AZ7		*0.08			●									
	060202M AZ7		*0.18			●									
	CCGT 09T300 AZ7		0.03		●	●		●	●						
	09T301M AZ7		*0.08		●	●		●	●						
	09T302M AZ7		*0.18		●	●		●	●						
	09T304M AZ7		*0.38		●	●		●	●						
AZ8	CCMT 060202 ENAAZ8		0.2									●		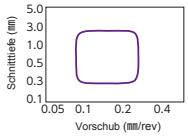	
	060204 ENBAZ8		0.4									●			
	060208 ENBAZ8		0.8									●			
	CCMT 09T302 ENAAZ8		0.2									●			
	09T304 ENBAZ8		0.4									●			
	09T308 ENBAZ8		0.8									●			
F1 Rechte Ansicht	CCGT 060201 FR/LF1		0.1	R		R		R						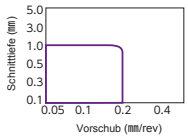	
	060202 FR/LF1		0.2	R		R		R							
	060204 FR/LF1		0.4	R		R		R							
	CCGT 09T302 FR/LF1		0.2	R		R		R							
	09T304 FR/LF1		0.4	R		R		R							
KHG	CCET 0602005 R/LKHG		0.05				●							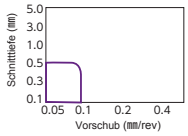	
	0602008 R/LKHG		0.08				●								
	0602018 R/LKHG		0.18				●								
	060202 R/LKHG		0.2				●								
	CCET 09T3005 R/LKHG		0.05				●	R							
	09T3008 R/LKHG		0.08				●	R							
	09T3018 R/LKHG		0.18				●	R							
	09T302 R/LKHG		0.2				●	R							

* Wendeschneidplatten mit der Radiusbezeichnung 01M 02M oder 04M sind im Radius um 0.02mm kleiner geschliffen um bei Bedarf in der Werkstückzeichnung diese Radien auszufahren.

● : Standard-Artikel ● : Neue Artikel ■ : Auf Anfrage ★ : Festgelegte Ausführung

〈55 Grad rhombische positive Platten〉

Bezeichnung	IC	Dicke	Winkel
DC_0702	6.35	2.38	7°
DC_11T3	9.525	3.97	7°

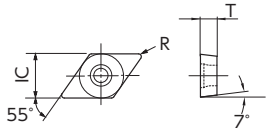

	ST4	ZM3	QM3	VM1	TM4	DT4	DM4	CP1	CP7	KM1
Kohlenstoff/Leg.Stahl	●	●	●	●	●	●	●		●	●
Edelstahl/Stahlguss	●	●	●	●	●	●	●			●
Grau / Sphäroguss								●		
Aluminium/NE-Metall		●		●	●					●
Nickel-Basis Leg.	●		●		●	●	●			
Gehärtete Materialien	●		●			●	●			

● : Empfehlung
● : Alternative

Form	ISO-Bezeichnung	Inch-Bezeichnung	R	ST4	ZM3	QM3	VM1	TM4	DT4	DM4	CP1	CP7	KM1	Spankontrolle	Werkzeug-halter Siehe Seite:
 AM3	DCGT 070200 FNAM3		0.03		●		●	●	●					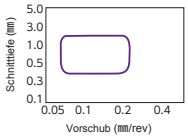	G25 G27
	070201 FNAM3		0.1		●		●								
	070202 FNAM3		0.2		●		●								
	070204 FNAM3		0.4		●		●								
	070201M FNAM3		*0.08	●		●		●	●						
	070202M FNAM3		*0.18	●		●		●	●						
	070204M FNAM3		*0.38	●		●		●	●						
	DCGT 11T300 FNAM3		0.03		●		●	●	●						
	11T302 FNAM3		0.2		●	●	●								
	11T304 FNAM3		0.4		●	●	●								
	11T301M FNAM3		*0.08	●	●	●	●	●	●						
	11T302M FNAM3		*0.18	●	●	●	●	●	●						
	11T304M FNAM3		*0.38	●	●	●	●	●	●						
	DCMT 070202 FNAM3		0.2							●					
	070204 FNAM3		0.4							●					
	DCMT 11T302 FNAM3		0.2							●					
	11T304 FNAM3		0.4							●					
	11T308 FNAM3		0.8							●					
 AMX	DCGT 070201M AMX		*0.08					●	●	●				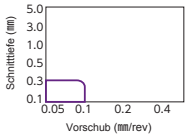	
	070202M AMX		*0.18					●	●	●					
	070204M AMX		*0.38					●	●	●					
	DCGT 11T301M AMX		*0.08					●	●	●					
	11T302M AMX		*0.18					●	●	●					
	11T304M AMX		*0.38					●	●	●					
 AZ7	DCGT 070200 AZ7		0.03			●								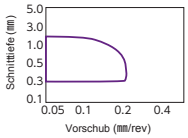	
	070201M AZ7		*0.08			●									
	070202M AZ7		*0.18			●									
	DCGT 11T300 AZ7		0.03		●	●		●	●						
	11T301M AZ7		*0.08		●	●		●	●						
	11T302M AZ7		*0.18		●	●		●	●						
	11T304M AZ7		*0.38		●	●		●	●						
	11T308 AZ7		0.8		●	●			●						
 AZ8	DCMT 070202 ENAAZ8		0.2									●		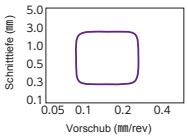	
	070204 ENBAZ8		0.4									●			
	070208 ENBAZ8		0.8									●			
	DCMT 11T302 ENAAZ8		0.2									●			
	11T304 ENBAZ8		0.4									●			
	11T308 ENBAZ8		0.8									●			
 AT	DCET 11T301M R/L AT		*0.08					R						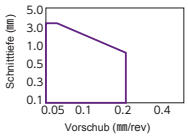	G25 G27
	11T302M R/L AT		*0.18					R							
 KHG	DCET 0702005 R/L KHG		0.05				●							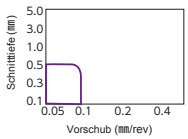	
	0702008 R/L KHG		0.08				●								
	0702018 R/L KHG		0.18				●								
	070202 R/L KHG		0.2				●								
	DCET 11T3005 R/L KHG		0.05				●	R							
	11T3008 R/L KHG		0.08				●	R							
	11T3018 R/L KHG		0.18				●	R							
	11T302 R/L KHG		0.2				●	R							
 UHG Rechte Ansicht	DCET 0702008 R/L UHG		0.08				R							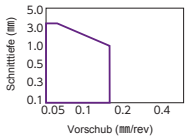	
	DCET 11T3008 R/L UHG		0.08				R								

* Wendeschneidplatten mit der Radiusbezeichnung 01 02M oder 04M sind im Radius um 0.02mm kleiner geschliffen um bei Bedarf in der Werkstückzeichnung diese Radien auszufahren.

● : Standard-Artikel ● : Neue Artikel ■ : Auf Anfrage ★ : Festgelegte Ausführung

〈35 Grad rhombische positive Platten〉

Bezeichnung	IC	Dicke	Winkel
VB_1604	9.525	4.76	5°

Bezeichnung	IC	Dicke	Winkel
VC_1103	6.35	3.18	7°
VC_1303	7.94	3.18	7°

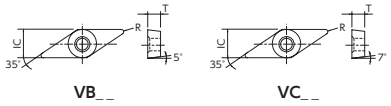

	ST4	ZM3	QM3	VM1	TM4	DT4	DM4	CP1	CP7	KM1
Kohlenstoff/Leg.Stahl	●	●	●	●	●	●	●		●	●
Edelstahl/Stahlguss	●	●	●	●	●	●	●			●
Grau / Sphäroguss								●		
Aluminium/NE-Metall		●		●	●					●
Nickel-Basis Leg.	●		●		●	●	●			
Gehärtete Materialien	●		●			●	●			

● : Empfehlung
● : Alternative

Form	ISO-Bezeichnung	Inch-Bezeichnung	R	ST4	ZM3	QM3	VM1	TM4	DT4	DM4	CP1	CP7	KM1	Spankontrolle	Werkzeughalter Siehe Seite:
YL	VBGT 160402 FNYL		0.2	●				●		●				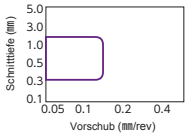	—
	160404 FNYL		0.4	●				●		●					
	160408 FNYL		0.8	●				●		●					
UHG Rechte Ansicht	VCET 1103008 R/L UHG		0.08				R							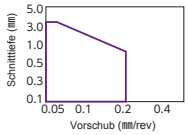	G29 G31 G56
AZ7	VCGT 110300 AZ7		0.03		●	●								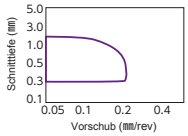	
	110301M AZ7		*0.08		●	●									
	110302M AZ7		*0.18		●	●									
	110304M AZ7		*0.38		●	●									
AM3	VCGT 110300 FNAM3		0.03				●	●	●					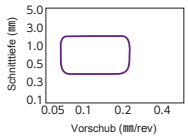	
	110301 FNAM3		0.1		●		●								
	110302 FNAM3		0.2		●		●								
	110301M FNAM3		*0.08	●		●	●	●	●						
	110302M FNAM3		*0.18	●		●	●	●	●						
	110304M FNAM3		*0.38	●		●	●	●	●						
	VCMT 110302 FNAM3		0.2							●					
	110304 FNAM3		0.4							●					
2M Rechte Ansicht	VCGT 130300 F R/L 2M		0.03							●				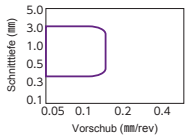	G29 G62
	130301 F R/L 2M		0.1							●					
U Rechte Ansicht	VCGT 110300 R/L U		0.03		R		R							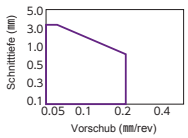	G29 G31 G56
	110301 R/L U		0.1		R		R								
	110302 R/L U		0.2		R		R								
	110301M R/L U		*0.08						R						
	110302M R/L U		*0.18						R						
 Ohne Spanbrecher	VCGW 110300 H		0.03										●	—	
	110301 H		0.1										●		
	110302 H		0.2										●		

* Wendeschneidplatten mit der Radiusbezeichnung 01M 02M oder 04M sind im Radius um 0.02mm kleiner geschliffen um bei Bedarf in der Werkstückzeichnung diese Radien auszufahren.

● : Standard-Artikel ● : Neue Artikel ■ : Auf Anfrage ★ : Festgelegte Ausführung

〈35 Grad rhombische positive Platten〉

Bezeichnung	IC	Dicke	Winkel
VC_1102	6.35	2.38	7°
VC_1103	6.35	3.18	7°

Bezeichnung	IC	Dicke	Winkel
VP_0802	4.76	2.38	11°
VP_1103	6.35	3.18	11°

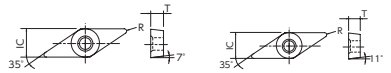

VC__ VP__

	ST4	ZM3	QM3	VM1	TM4	DT4	DM4	CP1	CP7	KM1
Kohlenstoff/Leg.Stahl	●	●	●	●	●	●	●		●	●
Edelstahl/Stahlguss	●	●	●	●	●	●	●			●
Grau / Sphäroguss								●		
Aluminium/NE-Metall		●		●	●					●
Nickel-Basis Leg.	●		●		●	●	●			
Gehärtete Materialien	●		●			●	●			

● : Empfehlung
● : Alternative

Form	ISO-Bezeichnung	Inch-Bezeichnung	R	ST4	ZM3	QM3	VM1	TM4	DT4	DM4	CP1	CP7	KM1	Spankontrolle	Werkzeughalter Siehe Seite:
 CL ※2	VCGT 110202M CL		*0.18			●		●	●	●				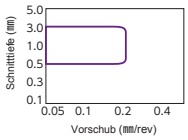	G29
	VCGT 110301M CL		*0.08	●		●		●	●	●					
	110302M CL		*0.18	●		●		●	●	●					
YL	VCGT 110301M YL		0.08	●		●		●	●	●				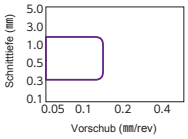	G31 G56
	110302M YL		0.18	●		●		●	●	●					
	110304M YL		0.38	●		●		●	●	●					
KHG Rechte Ansicht	VPET 0802005 R/L KHG		0.05				●	R						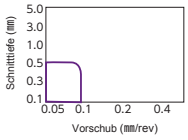	
	0802008 R/L KHG		0.08				●	R	R						
	0802018 R/L KHG		0.18				●	R							
	080202 R/L KHG		0.2				●	R							
	VPET 1103005 R/L KHG		0.05				●	R							
	1103008 R/L KHG		0.08				●	R							
	1103018 R/L KHG		0.18				●	R							
	110302 R/L KHG		0.2				●	R							
UHG Rechte Ansicht	VPET 0802008 R/L UHG		0.08						●					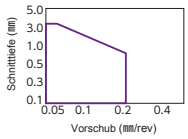	G33
AM3	VPGT 110300 FNAM3		0.03					●	●					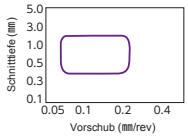	
	110301M FNAM3		*0.08	●		●		●	●						
	110302M FNAM3		*0.18	●		●		●	●						

*1) Wendeschneidplatten mit der Radiusbezeichnung 01M; 02M oder 04M sind im Radius um 0.02mm kleiner geschliffen, um bei Bedarf in der Werkstückzeichnung diese Radien auszufahren.

*2) Die Ausführung des CL-Spanbrechers hat eine höhere Schneidkante. Spitzenhöhe beachten und gegebenenfalls einstellen.

● : Standard-Artikel ● : Neue Artikel ■ : Auf Anfrage ★ : Festgelegte Ausführung