〈80 Grad rhombische positive Platten〉

Bezeichnung	IC	Dicke	Winkel
CC_0602	6.35	2.38	7°
CC_09T3	9.525	3.97	7°

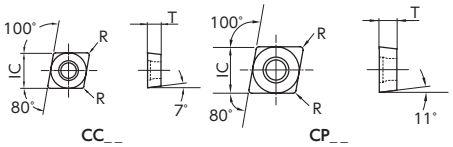

	ST4	ZM3	QM3	VM1	TM4	DT4	DM4	CP1	CP7	KM1
Kohlenstoff/Leg.Stahl	●	●	●	●	●	●	●		●	●
Edelstahl/Stahlguss	●	●	●	●	●	●	●			●
Grau / Sphäroguss								●		
Aluminium/NE-Metall		●		●	●					●
Nickel-Basis Leg.	●		●		●	●	●			
Gehärtete Materialien	●		●			●	●			

● : Empfehlung
● : Alternative

Form	ISO-Bezeichnung	Inch-Bezeichnung	R	ST4	ZM3	QM3	VM1	TM4	DT4	DM4	CP1	CP7	KM1	Spankontrolle	Werkzeug-halter Siehe Seite:
S Linke Ansicht	CCGT 060200 R/L S		0.03		●		●		R					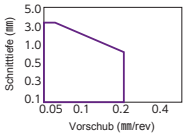	G23 K28
	060201 R/L S		0.1		●		●								
	060202 R/L S		0.2		●		●								
	060201M R/L S		*0.08			R			R						
	060202M R/L S		*0.18			R			R						
	CCGT 09T300 R/L S		0.03		R		●	R	R						
	09T301 R/L S		0.1		●	R	●								
	09T302 R/L S		0.2		R	R	●								
	09T304 R/L S		0.4			R									
	09T301M R/L S		*0.08			R		R	R						
	09T302M R/L S		*0.18			R		R	R						
	09T304M R/L S		*0.38			R		R	R						
 U・U1 Rechte Ansicht	CCGT 060200 R/L U		0.03		R				R					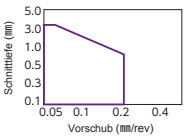	
	060201 R/L U		0.1		●				R						
	060202 R/L U		0.2		●				R						
	CCGT 09T300 R/L U1		0.03		●			R	R						
	09T301 R/L U1		0.1		●			R	R						
	09T302 R/L U1		0.2		●			R	R						
	09T304 R/L U1		0.4		●			R	R						
 CL ※2	CCGT 060201M CL		*0.08	●		●		●	●	●				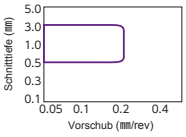	
	060202M CL		*0.18	●		●		●	●	●					
	09T300 CL		0.03					●	●						
	09T301M CL		*0.08	●		●		●	●	●					
	09T302M CL		*0.18	●		●		●	●	●					
	09T304M CL		*0.38	●		●		●	●	●					
YL	CCGT 09T300 YL		0.03					●	●					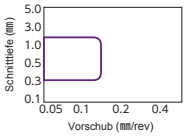	
	09T301M YL		0.08	●		●		●	●	●					
	09T302M YL		0.18	●		●		●	●	●					
	09T304M YL		0.38	●		●		●	●	●					
	09T308M YL		0.78	●		●		●	●	●					
 Ohne Spanbrecher	CCGW 060200 FN		0.03		●									—	
	060201 FN		0.1		●										
	060200 H		0.03										●		
	060201 H		0.1										●		
	060202 H		0.2										●		
	CCGW 09T300 FN		0.03		●										
	09T301 FN		0.1		●										
	09T300 H		0.03										●		
	09T301 H		0.1										●		
	09T302 H		0.2										●		
	09T302M P		*0.18						●						
	09T30 V		0.0				●								
	09T301 P		0.1				●								
	09T302 P		0.2				●								

*Wendeschneidplatten mit der Radiusbezeichnung 01M; 02M oder 04M sind im Radius um 0.02mm kleiner geschliffen, um bei Bedarf in der Werkstückzeichnung diese Radien auszufahren.

*2)Die Ausführung des CL-Spanbrechers hat eine höhere Schneidkante. Spitzenhöhe beachten und gegebenenfalls einstellen.

● : Standard-Artikel ● : Neue Artikel ■ : Auf Anfrage ★ : Festgelegte Ausführung

〈55 Grad rhombische positive Platten〉

Bezeichnung	IC	Dicke	Winkel
DC_0702	6.35	2.38	7°
DC_11T3	9.525	3.97	7°

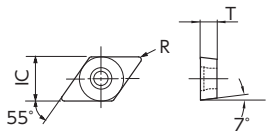

	ST4	ZM3	QM3	VM1	TM4	DT4	DM4	CP1	CP7	KM1
Kohlenstoff/Leg.Stahl	●	●	●	●	●	●	●		●	●
Edelstahl/Stahlguss	●	●	●	●	●	●	●			●
Grau / Sphäroguss								●		
Aluminium/NE-Metall		●		●	●					●
Nickel-Basis Leg.	●		●		●	●	●			
Gehärtete Materialien	●		●			●	●			

● : Empfehlung
● : Alternative

Form	ISO-Bezeichnung	Inch-Bezeichnung	R	ST4	ZM3	QM3	VM1	TM4	DT4	DM4	CP1	CP7	KM1	Spankontrolle	Werkzeug-halter Siehe Seite:
				Hartmetall											
				PVD-Beschichtet							CVD-Besch.				
 S Rechte Ansicht	DCGT 070200 R/L S		0.03		●		●		R					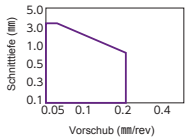	
	070201 R/L S		0.1		●		●								
	070202 R/L S		0.2		●		●								
	070204 R/L S		0.4-				R								
	070201M R/L S		*0.08			R			R						
	070202M R/L S		*0.18			R			R						
	DCGT 11T300 R/L S		0.03		R		●	R	R						
	11T301 R/L S		0.1		R	R	●								
	11T302 R/L S		0.2		R	R	●								
	11T304 R/L S		0.4			R									
	11T301M R/L S		*0.08			R		R	R						
	11T302M R/L S		*0.18			R		R	R						
	11T304M R/L S		*0.38			R		R	R						
 U・U1 Rechte Ansicht	DCGT 070200 R/L U		0.03		R		R							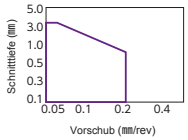	G25 G27
	070201 R/L U		0.1		R		R								
	070202 R/L U		0.2		●		R								
	DCGT 11T300 R/L U1		0.03		●		R	R	R						
	11T301 R/L U1		0.1		●		R	R	R						
	11T302 R/L U1		0.2		●		R	R	R						
	11T304 R/L U1		0.4		●		R	R	R						
 Ohne Spanbrecher	DCGW 070200 FN		0.03		●									—	
	070201 FN		0.1		●										
	070200 H		0.03										●		
	070201 H		0.1										●		
	070202 H		0.2										●		
	07020 V		0.0				●								
	DCGW 11T300 FN		0.03		●										
	11T301 FN		0.1		●										
	11T300 H		0.03										●		
	11T301 H		0.1										●		
	11T302 H		0.2										●		
	11T30 V		0.0				●								
 CL ※2	DCGT 070201M CL		*0.08	●		●		●	●	●				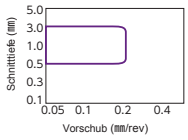	
	070202M CL		*0.18	●		●		●	●	●					
	070204M CL		*0.38	●		●		●	●	●					
	DCGT 11T301M CL		*0.08	●		●		●	●	●					
	11T302M CL		*0.18	●		●		●	●	●					
	11T304M CL		*0.38	●		●		●	●	●					
 YL	DCGT 070201M YL		0.08			●				●				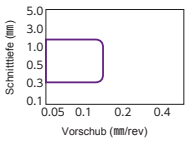	G25 G27
	070202M YL		0.18			●				●					
	070204M YL		0.38			●				●					
	DCGT 11T300 YL		0.03					●	●						
	11T301M YL		0.08	●		●		●	●	●					
	11T302M YL		0.18	●		●		●	●	●					
	11T304M YL		0.38	●		●		●	●	●					
	11T308M YL		0.78	●		●		●	●	●					

*Wendeschneidplatten mit der Radiusbezeichnung 01M; 02M oder 04M sind im Radius um 0.02mm kleiner geschliffen, um bei Bedarf in der Werkstückzeichnung diese Radien auszufahren.

*2)Die Ausführung des CL-Spanbrechers hat eine höhere Schneidkante. Spitzenhöhe beachten und gegebenenfalls einstellen.

● : Standard-Artikel ● : Neue Artikel ■ : Auf Anfrage ★ : Festgelegte Ausführung

〈35 Grad rhombische positive Platten〉

Bezeichnung	IC	Dicke	Winkel
VC_1102	6.35	2.38	7°
VC_1103	6.35	3.18	7°

Bezeichnung	IC	Dicke	Winkel
VP_0802	4.76	2.38	11°
VP_1103	6.35	3.18	11°

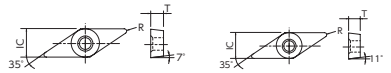

VC__ VP__

	ST4	ZM3	QM3	VM1	TM4	DT4	DM4	CP1	CP7	KM1
Kohlenstoff/Leg.Stahl	●	●	●	●	●	●	●		●	●
Edelstahl/Stahlguss	●	●	●	●	●	●	●			●
Grau / Sphäroguss								●		
Aluminium/NE-Metall		●		●	●					●
Nickel-Basis Leg.	●		●		●	●	●			
Gehärtete Materialien	●		●			●	●			

● : Empfehlung
● : Alternative

Form	ISO-Bezeichnung	Inch-Bezeichnung	R	ST4	ZM3	QM3	VM1	TM4	DT4	DM4	CP1	CP7	KM1	Spankontrolle	Werkzeughalter Siehe Seite:
 CL ※2	VCGT 110202M CL		*0.18			●		●	●	●				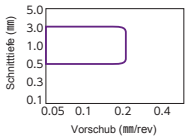	G29
	VCGT 110301M CL		*0.08	●		●		●	●	●					
	110302M CL		*0.18	●		●		●	●	●					
YL	VCGT 110301M YL		0.08	●		●		●	●	●				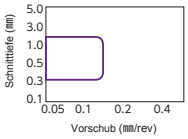	G31 G56
	110302M YL		0.18	●		●		●	●	●					
	110304M YL		0.38	●		●		●	●	●					
KHG Rechte Ansicht	VPET 0802005 R/L KHG		0.05				●	R						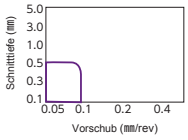	
	0802008 R/L KHG		0.08				●	R	R						
	0802018 R/L KHG		0.18				●	R							
	080202 R/L KHG		0.2				●	R							
	VPET 1103005 R/L KHG		0.05				●	R							
	1103008 R/L KHG		0.08				●	R							
	1103018 R/L KHG		0.18				●	R							
	110302 R/L KHG		0.2				●	R							
UHG Rechte Ansicht	VPET 0802008 R/L UHG		0.08						●					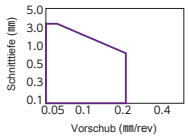	G33
AM3	VPGT 110300 FNAM3		0.03					●	●					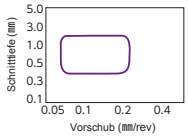	
	110301M FNAM3		*0.08	●		●		●	●						
	110302M FNAM3		*0.18	●		●		●	●						

*1) Wendeschneidplatten mit der Radiusbezeichnung 01M; 02M oder 04M sind im Radius um 0.02mm kleiner geschliffen, um bei Bedarf in der Werkstückzeichnung diese Radien auszufahren.

*2) Die Ausführung des CL-Spanbrechers hat eine höhere Schneidkante. Spitzenhöhe beachten und gegebenenfalls einstellen.

● : Standard-Artikel ● : Neue Artikel ■ : Auf Anfrage ★ : Festgelegte Ausführung