

GTPA Series Best tool for Aluminum Spool Machining

GTPA

Screw accessible from both sides

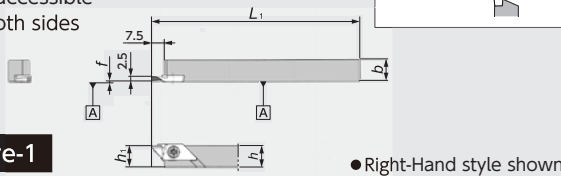


Figure-1

● Right-Hand style shown

Y-GTPA

Screw accessible from both sides (Y-axis)

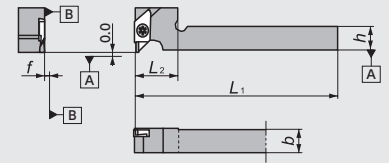


Figure-2

● Right-Hand style shown

GTPA-OH

(Coolant through) Screw accessible from both sides

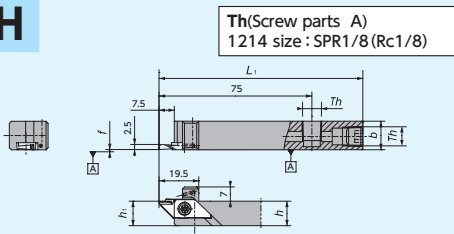


Figure-3

● Right-Hand style shown

Y-GTPA-OH

(Y-axis/Coolant through) Screw accessible from both sides

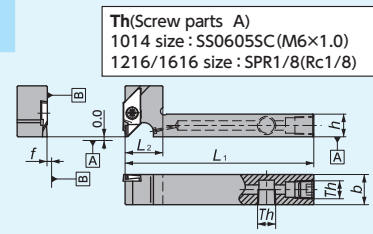


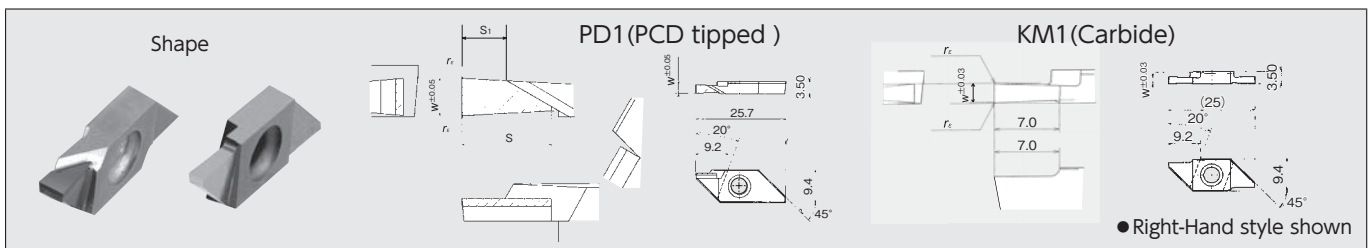
Figure-4

● Right-Hand style shown

GTPA Series - Toolholders

Figure	Code No.		Item Number	Stock		Dimensions (mm)						Groove Width Range (mm) w	Gage insert	Spare Parts	
	R	L		R	L	h	b	L ₁	h ₁	f	L ₂			Clamp Screw	Wrench
1	5552401		GTPA 1010	●		10	10		10				GTPA	LRIS-4 * 10PW	CLR-15S
	5552419		1212	●		12	12	120	12	0.1	—				
	5577291		1616	●		16	16		16						
2	5563820		Y-GTPA 1216	●		12	16	120	—	0.1	20	2.0 } 2.5	GTPA	LRIS-4 * 12PW	CLR-15S
3	5912845		GTPA 1214H-OH	●		12	14	100	12	0.1	—				
4	5930185		Y-GTPA 1014FSS-OH	●		10	14	80			15	2.0 } 2.5	GTPA	LRIS-4 * 12PW	CLR-15S
	5911482		1216HS-OH	●		12	16	100	—	0.1	20				
	5911490		1616H-OH	●		16	16				25				

GTPA Series - Inserts



● Right-Hand style shown

Item Number	Dimensions (mm)					PCD		Carbide		
	w	s	s ₁	r _e	Max Depth of cut	PD1	Stock	KM1	Stock	
GTPA20FRN01	2.0	6.0	4.0	R0.1 MAX	5.0	5552385	●			
20FRN01		—	—		6.0			●	5576525	●
20FRN01-SH		4.0	2.0		3.0	5966114	●			
GTPA25FRN01	2.5	6.0	3.0	R0.1 MAX	5.0	5552393	●			
25FRN01		—	—		6.0			●	5576533	●
25FRN01-081		4.0	1.0		3.0	5561808	●			