Toolholders for DC.. Inserts

SDJC-N

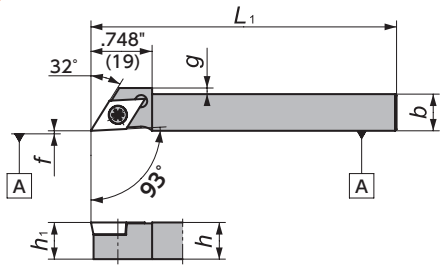

SDJCR/L20-X11

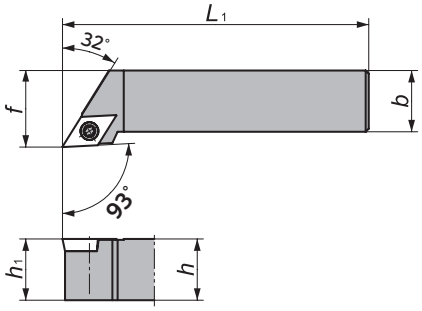

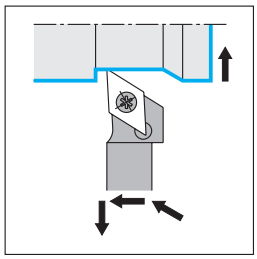

Figure-1

Right-Hand style shown

SDJC-N-OH2 (Coolant through)

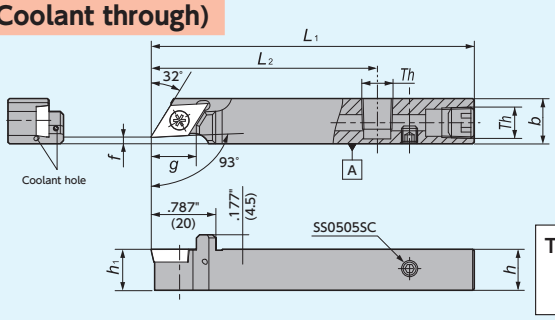

Th (Thread type)
Inch size holder : NPT1/8
Metric size holder: M6, Rc1/8 (PT1/8)

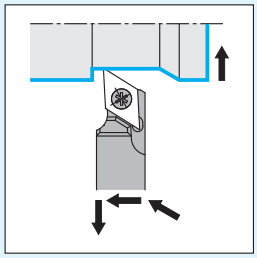

Figure-2

Right-Hand style shown

SDJC-N-OH (Coolant through)

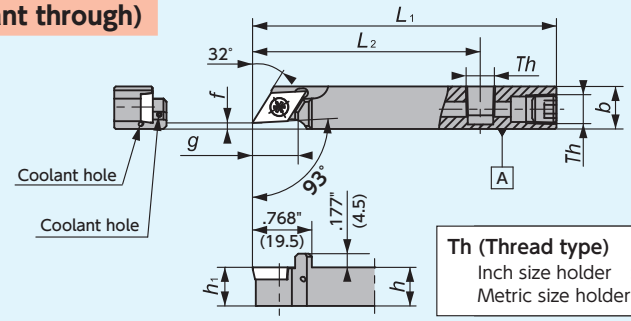

Th (Thread type)
Inch size holder : NPT1/8
Metric size holder: M6, Rc1/8 (PT1/8)

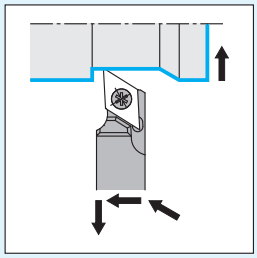

Figure-3

Right-Hand style shown

SDJC-N-F (Shifted)

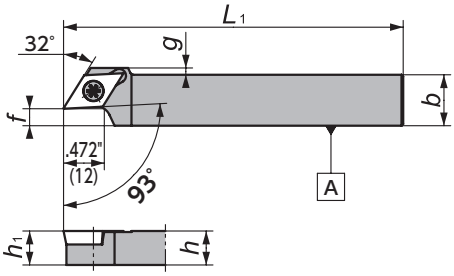

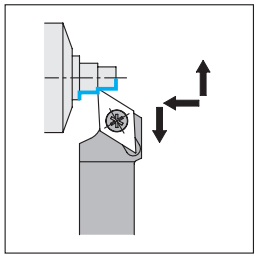

Figure-4

Right-Hand style shown

SDXC-N

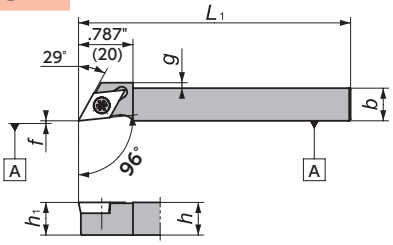

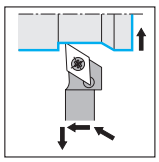

Figure-5

Right-Hand style shown

SDQC

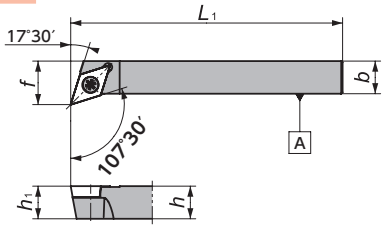

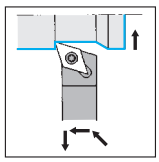

Figure-6

Right-Hand style shown

SDNC

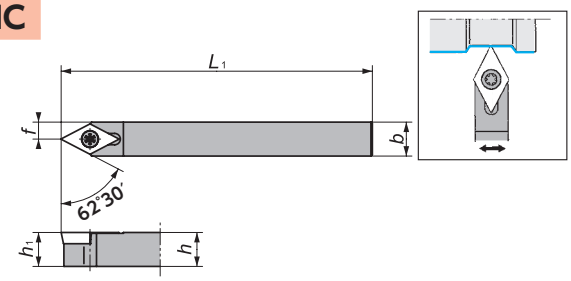

Figure-7

CH-SDUC

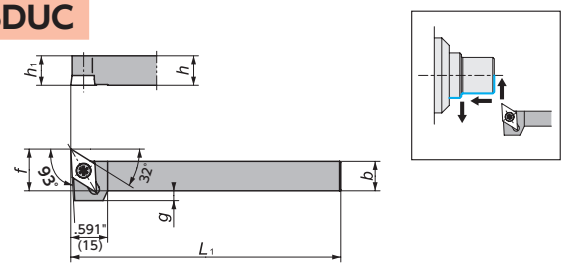

Figure-8

Left-Hand style shown
Takes Right-hand or Neutral insert

DC.. Series - Toolholders I



Gage Insert	Item Number	Figure	Stock R	Stock L	h (Inch)	h (mm)	b (Inch)	b (mm)	h_1 (Inch)	h_1 (mm)	L_1 (Inch)	L_1 (mm)	f (Inch)	f (mm)	L_2 (Inch)	L_2 (mm)	g (Inch)	g (mm)	Th	Clamp Screw	Wrench
			N																		
DC..21.5.. DC..21.5..WP	SDJC℞-062C	1	●	●	3/8		3/8		3/8		4.724	120	0	0	–	–	–	–	–	LRIS-2.5 × 7	CLR-15S
	SDJC℞-082C	1	●	●	1/2		1/2		1/2		4.724	120	0	0	–	–	–	–	–	LRIS-2.5 × 7	CLR-15S
	SDJC℞0808X07N	1	○	○	.315	8	.315	8	.315	8	4.724	120	0	0	–	–	–	–	–	LRIS-2.5 × 7	CLR-15S
	SDJC℞1010GX07N	1	○		.394	10	.394	10	.394	10	3.346	85	0	0	–	–	–	–	–	LRIS-2.5 × 7	CLR-15S
	SDJC℞1010X07N	1	○	○	.394	10	.394	10	.394	10	4.724	120	0	0	–	–	–	–	–	LRIS-2.5 × 7	CLR-15S
DC..32.5.. DC..32.5..WP	SDJC℞-083C	1	●	●	1/2		1/2		1/2		4.724	120	0	0	–	–	–	–	–	LRIS-4 × 10	LLR-25S
	SDJC℞-103C	1	●	●	5/8		5/8		5/8		4.724	120	0	0	–	–	–	–	–	LRIS-4 × 10	LLR-25S
	SDJC℞1010H11N	1	○		.394	10	.394	10	.394	10	3.937	100	0	0	–	–	.079	2	–	LRIS-4 × 10	LLR-25S
	SDJC℞1010X11N	1	○	○	.394	10	.394	10	.394	10	4.724	120	0	0	–	–	.079	2	–	LRIS-4 × 10	LLR-25S
	SDJC℞1012X11N	1	○		.394	10	.472	12	.394	10	4.724	120	0	0	–	–	–	–	–	LRIS-4 × 10	LLR-25S
	SDJC℞1212GX11N	1	○	○	.472	12	.472	12	.472	12	3.346	85	0	0	–	–	–	–	–	LRIS-4 × 10	LLR-25S
	SDJC℞1216GX11N	1	○		.472	12	.630	16	.472	12	3.346	85	0	0	–	–	–	–	–	LRIS-4 × 10	LLR-25S
	SDJC℞1212X11N	1	●	●	.472	12	.472	12	.472	12	4.724	120	0	0	–	–	–	–	–	LRIS-4 × 10	LLR-25S
	SDJC℞1616X11N	1	○	○	.630	16	.630	16	.630	16	4.724	120	0	0	–	–	–	–	–	LRIS-4 × 10	LLR-25S
	SDJC℞20-X11	1	○	○	.787	20	.787	20	.787	20	4.724	120	.984	25	–	–	–	–	–	LRIS-4 × 10	LLR-25S
DC..21.5../DC..21.5..WP	SDJC℞082H-F079-OH 💧	3	●		1/2		.551	14	1/2		3.937	100	.079	2	2.953	75	.630	16	NPT1/8	LRIS-2.5 × 7	CLR-15S
DC..32.5.. DC..32.5..WP	SDJC℞083H-F079-OH 💧	3	■		1/2		.551	14	1/2		3.937	100	.079	2	2.953	75	.630	16	NPT1/8	LRIS-4 × 10	LLR-25S
	SDJC℞083H-F079-OH2 💧	2	●		1/2		.551	14	1/2		3.937	100	.079	2	2.756	70	.630	16	NPT1/8	LRIS-4 × 10	LLR-25S
	SDJC℞103HL-F079-OH 💧	3	●		5/8		5/8		5/8		3.937	100	.079	2	2.953	75	.724	18.4	NPT1/8	LRIS-4 × 10	LLR-25S
	SDJC℞103XL-F079-OH2 💧	2	●		5/8		5/8		5/8		4.724	120	.079	2	2.953	75	.724	18.4	NPT1/8	LRIS-4 × 10	LLR-25S
	SDJC℞1014F11N-F02OH 💧	3	○		.392	10	.551	14	.394	10	3.150	80	.079	2	2.165	55	.630	16	M6 × 1	LRIS-4 × 10	LLR-25S
	SDJC℞1214H11N-F02OH 💧	3	■		.472	12	.551	14	.472	12	3.937	100	.079	2	2.953	75	.630	16	Rc1/8(PT1/8)	LRIS-4 × 10	LLR-25S
	SDJC℞1214H11N-F02OH2 💧	2	●		.472	12	.551	14	.472	12	3.937	100	.079	2	2.756	70	.630	16	Rc1/8(PT1/8)	LRIS-4 × 10	LLR-25S
	SDJC℞1616H11N-F02OH 💧	3	○		.630	16	.630	16	.630	16	3.937	100	.079	2	2.953	75	.724	18.4	Rc1/8(PT1/8)	LRIS-4 × 10	LLR-25S
	SDJC℞1616X11N-F02OH2 💧	2	●		.630	16	.630	16	.630	16	4.724	120	.079	2	2.953	75	.724	18.4	Rc1/8(PT1/8)	LRIS-4 × 10	LLR-25S
DC..21.5.. DC..21.5..WP	SDJC℞1015X07N-F05	4	○		.394	10	.591	15	.394	10	4.724	120	.197	5	–	–	–	–	–	LRIS-2.5 × 7	CLR-15S
	SDJC℞1020X07N-F10	4	○		.394	10	.787	20	.394	10	4.724	120	.394	10	–	–	–	–	–	LRIS-2.5 × 7	CLR-15S
DC..32.5.. DC..32.5..WP	SDJC℞083C-F250	4	●		1/2		.728	18.5	1/2		4.724	120	1/4		–	–	–	–	–	LRIS-4 × 10	LLR-25S
	SDJC℞083C-F500	4	●		1/2		1		1/2		4.724	120	1/2		–	–	–	–	–	LRIS-4 × 10	LLR-25S
	SDJC℞1015X11N-F05	4	○		.394	10	.591	15	.394	10	4.724	120	.197	5	–	–	–	–	–	LRIS-4 × 10	LLR-25S
	SDJC℞1020X11N-F10	4	○		.394	10	.787	20	.394	10	4.724	120	.394	10	–	–	–	–	–	LRIS-4 × 10	LLR-25S
	SDJC℞1218X11N-F06	4	●		.472	12	.709	18	.472	12	4.724	120	.236	6	–	–	–	–	–	LRIS-4 × 10	LLR-25S
	SDJC℞1224X11N-F12	4	●		.472	12	.945	24	.472	12	4.724	120	.472	12	–	–	–	–	–	LRIS-4 × 10	LLR-25S
DC..32.5..	SDXC℞1010X11N	5	○		.394	10	.394	10	.394	10	4.724	120	0	0	–	–	–	–	–	LRIS-4 × 10	LLR-25S
	SDXC℞1016X11N	5	○		.394	10	.630	16	.394	10	4.724	120	0	0	–	–	–	–	–	LRIS-4 × 10	LLR-25S
	SDXC℞1212X11N	5	○		.472	12	.472	12	.472	12	4.724	120	0	0	–	–	–	–	–	LRIS-4 × 10	LLR-25S
	SDXC℞1216X11N	5	○		.472	12	.630	16	.472	12	4.724	120	0	0	–	–	–	–	–	LRIS-4 × 10	LLR-25S
	SDXC℞1616X11N	5	○		.630	16	.630	16	.630	16	4.724	120	0	0	–	–	–	–	–	LRIS-4 × 10	LLR-25S
DC..21.5..	SDQC℞10-X07	6	○	○	.394	10	.394	10	.394	10	4.724	120	.472	12	–	–	–	–	–	LRIS-2.5 × 7	CLR-15S
DC..32.5..	SDQC℞12-X11	6	○	○	.472	12	.472	12	.472	12	4.724	120	.630	16	–	–	–	–	–	LRIS-4 × 10	LLR-25S
	SDQC℞16-X11	6	○	○	.630	16	.630	16	.630	16	4.724	120	.787	20	–	–	–	–	–	LRIS-4 × 10	LLR-25S
	SDQC℞20-X11	6	○		.787	20	.787	20	.787	20	4.724	120	.984	25	–	–	–	–	–	LRIS-4 × 10	LLR-25S
DC..21.5..	SDNCN-062	7	●		3/8		3/8		3/8		2.5	63.5	3/16		–	–	–	–	–	LRIS-2.5 × 7	CLR-15S
	SDNCN-082	7	●		1/2		1/2		1/2		3.5	88.9	1/4		–	–	–	–	–	LRIS-2.5 × 7	CLR-15S
	SDNCN08-X07	7	○		.315	8	.315	8	.315	8	4.724	120	.157	4	–	–	–	–	–	LRIS-2.5 × 7	CLR-15S
	SDNCN10-X07	7	○		.394	10	.394	10	.394	10	4.724	120	.197	5	–	–	–	–	–	LRIS-2.5 × 7	CLR-15S
DC..32.5..	SDNCN-083	7	●		1/2		1/2		1/2		3.937	100	1/4		–	–	–	–	–	LRIS-4 × 10	LLR-25S
	SDNCN-103	7	●		5/8		5/8		5/8		3.937	100	5/16		–	–	–	–	–	LRIS-4 × 10	LLR-25S
	SDNCN12-X11	7	○		.472	12	.472	12	.472	12	4.724	120	.236	6	–	–	–	–	–	LRIS-4 × 10	LLR-25S
	SDNCN16-X11	7	○		.630	16	.630	16	.630	16	4.724	120	.315	8	–	–	–	–	–	LRIS-4 × 10	LLR-25S
	SDNCN20-X11	7	○		.787	20	.787	20	.787	20	4.724	120	.394	10	–	–	–	–	–	LRIS-4 × 10	LLR-25S
DC..32.5.. DC..32.5..WP	CH-SDUC℞1010H11	8		○	.394	10	.394	10	.394	10	3.937	100	.591	15	–	–	–	–	–	LRIS-4 × 10PW	CLR-15S
	CH-SDUC℞1212H11	8		○	.472	12	.472	12	.472	12	3.937	100	.669	17	–	–	–	–	–	LRIS-4 × 10PW	CLR-15S

Inserts ➡Q20 Cutting condition ➡Q4

● : Stock
● : Stock (Newly added)
■ □ R L : While stocks last
R L : Stock (Right / Left-hand only)
R L : Stock (Right / Left-hand only, Newly added)
Ⓜ : Mirror finish
○ : 1-2 week delivery
○ : 1-2 week delivery (Newly added)
💧 : Coolant through
Ⓡ Ⓛ : 1-2 week delivery (Right / Left-hand only)
Ⓡ Ⓛ : 1-2 week delivery (Right / Left-hand only, Newly added)

Y-Axis Holders for DC.. Inserts

Y-SDJC

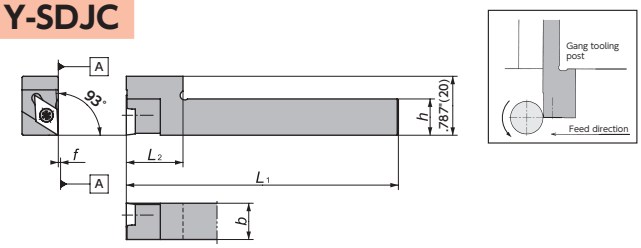

Figure-1

Right-Hand style shown
Takes Right-hand or Neutral insert

Y-SDNC

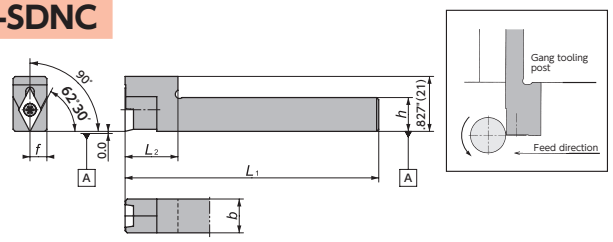

Figure-4

Takes Right-hand or Neutral insert

Y-SDJC-OH2 (Coolant through)

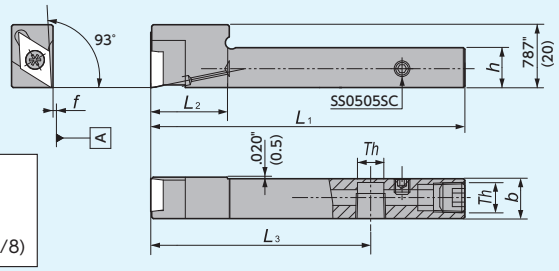

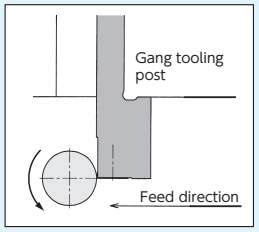

Figure-2

Th (Thread type)
3/8" holder : M6×1
1/2", 5/8" holder : NPT1/8
Metric size holder: Rc1/8 (PT1/8)

Right-Hand style shown
Takes Right-hand or Neutral insert

Y-SDJC-OH (Coolant through)

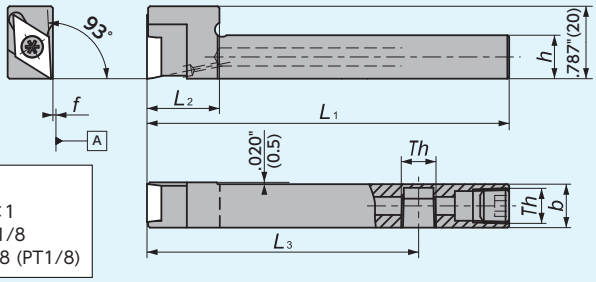

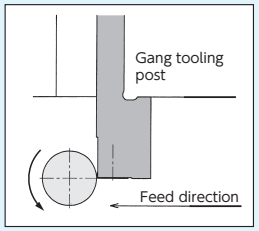

Figure-3

Th (Thread type)
3/8" holder : M6×1
1/2", 5/8" holder : NPT1/8
Metric size holder: Rc1/8 (PT1/8)

Right-Hand style shown
Takes Right-hand or Neutral insert

DC.. Series - Toolholders Ⅱ



Gage Insert	Item Number	Figure	Stock R	Stock L	h (Inch)	h (mm)	b (Inch)	b (mm)	L_1 (Inch)	L_1 (mm)	f (Inch)	f (mm)	L_2 (Inch)	L_2 (mm)	L_3 (Inch)	L_3 (mm)	Th	Clamp Screw	Wrench
			N																
DC..21.5.. DC..21.5..WP	Y-SDJCR062-IN	1	●		3/8		3/8		4.724	120	0	0	.984	25	–	–	–	LRIS-2.5 × 7	CLR-15S
	Y-SDJCR082-IN	1	●		1/2		1/2		4.724	120	0	0	.984	25	–	–	–	LRIS-2.5 × 7	CLR-15S
	Y-SDJCR10-07S	1	○		.394	10.0	.394	10	4.724	120	0	0	.787	20	–	–	–	LRIS-2.5 × 7	CLR-15S
	Y-SDJCR12-07S	1	○		.472	12.0	.472	12	4.724	120	0	0	.787	20	–	–	–	LRIS-2.5 × 7	CLR-15S
DC..32.5.. DC..32.5..WP	Y-SDJCR083-IN	1	●		1/2		1/2		4.724	120	0	0	.984	25	–	–	–	LRIS-4 × 10	LLR-25S-20 × 65
	Y-SDJCR103-IN	1	●		5/8		5/8		4.724	120	0	0	.984	25	–	–	–	LRIS-4 × 10	LLR-25S-20 × 65
	Y-SDJCR10-11MS	2	○		.394	10.0	.394	10	4.724	120	0	0	.866	22	–	–	–	LRIS-2.5 × 7	CLR-15S
	Y-SDJCR10-11S	2	○		.394	10.0	.394	10	4.724	120	0	0	.787	20	–	–	–	LRIS-2.5 × 7	CLR-15S
	Y-SDJCR12-11MS	2	○		.472	12.0	.630	16	4.724	120	0	0	.866	22	–	–	–	LRIS-4 × 10	LLR-25S-20 × 65
	Y-SDJCR12-11S	1	○		.472	12.0	.630	16	4.724	120	0	0	.787	20	–	–	–	LRIS-4 × 10	LLR-25S-20 × 65
	Y-SDJCR16-11S	1	○		.630	16.0	.630	16	4.724	120	0	0	.787	20	–	–	–	LRIS-4 × 10	LLR-25S-20 × 65
DC..21.5.. DC..21.5..WP	Y-SDJCR062H-IN-OH 💧	3	●		3/8		3/8		3.937	100	0	0	.984	25	2.953	75	M6 × 1	LRIS-2.5 × 7	CLR-15S
	Y-SDJCR082H-IN-OH 💧	3	●		1/2		1/2		3.937	100	0	0	.984	25	2.953	75	NPT1/8	LRIS-2.5 × 7	CLR-15S
DC..32.5.. DC..32.5..WP	Y-SDJCR083H-IN-OH 💧	3	■		1/2		1/2		3.937	100	0	0	.984	25	2.953	75	NPT1/8	LRIS-4 × 10	LLR-25S-20 × 65
	Y-SDJCR083H-IN-OH2 💧	2	●		1/2		1/2		3.937	100	0	0	.984	25	2.756	70	NPT1/8	LRIS-4 × 10	LLR-25S-20 × 65
	Y-SDJCR103H-IN-OH 💧	3	●		5/8		5/8		3.937	100	0	0	.984	25	2.953	75	NPT1/8	LRIS-4 × 10	LLR-25S-20 × 65
	Y-SDJCR1212H11S-OH 💧	3	■		.472	12.0	.472	12.0	3.937	100	0	0	.787	20	2.953	75	Rc1/8(PT1/8)	LRIS-4 × 10	LLR-25S-20 × 65
	Y-SDJCR1212H11S-OH2 💧	2	●		.472	12.0	.472	12.0	3.937	100	0	0	.787	20	2.756	70	Rc1/8(PT1/8)	LRIS-4 × 10	LLR-25S-20 × 65
	Y-SDJCR1616H11-OH 💧	3	○		.630	16.0	.630	16.0	3.937	100	0	0	.984	25	2.953	75	Rc1/8(PT1/8)	LRIS-4 × 10	LLR-25S-20 × 65
DC..32.5..	Y-SDNCN083-IN	4	●		1/2		1/2		4.724	120	1/4	6.35	.984	25	–	–	–	LRIS-4 × 10	LLR-25S-20 × 65
	Y-SDNCN12-11S	4	○		.472	12.0	.472	12	4.724	120	.236	6.0	.787	20	–	–	–	LRIS-4 × 10	LLR-25S-20 × 65
	Y-SDNCN16-11S	4	○		.630	16.0	.630	16	4.724	120	.315	8.0	.787	20	–	–	–	LRIS-4 × 10	LLR-25S-20 × 65

DS Toolholders for DC.. Inserts

DS-SDU

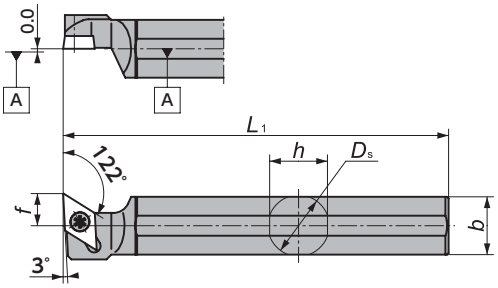

Figure-4

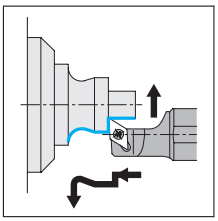

Left-Hand style shown
Takes Right-hand or Neutral insert

DS-SDU-ACH (Adjustable centerline height)

〈Parts〉

Shank	Wedge	Screw for Wedge
φ.630" (16)	ACH-W18 (5805601)	WS060415-003 (5795539)
φ3/4" (19.05)		
φ.787" (20)		WS060419-004 (5799226)
φ.866" (22)		
φ1" (25.4)	ACH-W24 (5805619)	

Figure-5

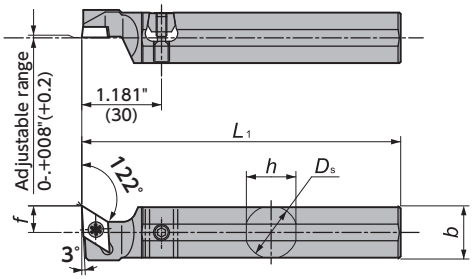

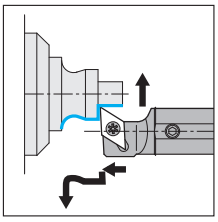

Left-Hand style shown
Takes Right-hand or Neutral insert

DS-SDX / DS-SDX (Coolant through)

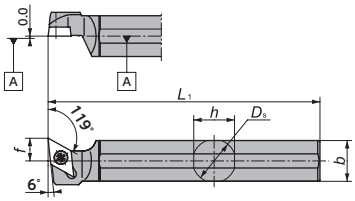

Figure-6

DS-SDXL22-11-006 (Coolant through)

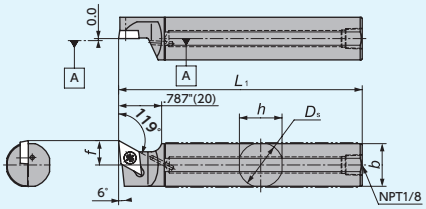

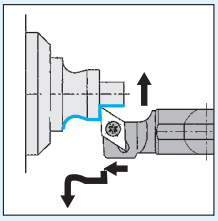

Left-Hand style shown
Takes Right-hand or Neutral insert

DC.. Series - Toolholders Ⅲ



Gage Insert	Item Number	Figure	Stock R	Stock L	D_s (Inch)	D_s (mm)	h (Inch)	h (mm)	b (Inch)	b (mm)	L_1 (Inch)	L_1 (mm)	f (Inch)	f (mm)	Clamp Screw	Wrench
DC..21.5.. DC..21.5..WP	DS-SDUR/L14F-07	4		○	.551	14.000	.512	13.0	.512	13.0	3.150	80	.236	6.0	LRIS-2.5 × 7	CLR-15S
	DS-SDUR/L15H-07	4		○	5/8	15.875	.591	15.0	.591	15.0	3.937	100	.236	6.0	LRIS-2.5 × 7	CLR-15S
	DS-SDUR/L16F-07	4		○	.630	16.000	.591	15.0	.591	15.0	3.150	80	.236	6.0	LRIS-2.5 × 7	CLR-15S
	DS-SDUR/L16X-07	4		○	.630	16.000	.591	15.0	.591	15.0	3.740	95	.236	6.0	LRIS-2.5 × 7	CLR-15S
	DS-SDUR/L19-07	4		○	3/4	19.050	.709	18.0	.709	18.0	4.724	120	.236	6.0	LRIS-2.5 × 7	CLR-15S
	DS-SDUR/L20X-07	4		○	.787	20.000	.748	19.0	.748	19.0	3.740	95	.236	6.0	LRIS-2.5 × 7	CLR-15S
	DS-SDUR/L20-07	4		●	.787	20.000	.748	19.0	.748	19.0	4.724	120	.236	6.0	LRIS-2.5 × 7	CLR-15S
	DS-SDUR/L22-07	4		●	.866	22.000	.827	21.0	.827	21.0	4.724	120	.236	6.0	LRIS-2.5 × 7	CLR-15S
DC..32.5.. DC..32.5..WP	DS-SDUR/L14F-11	4		○	.551	14.000	.512	13.0	.512	13.0	3.150	80	.394	10.0	LRIS-4 × 10	LLR-25S-20 × 65
	DS-SDUR/L16F-11	4		○	.630	16.000	.591	15.0	.591	15.0	3.150	80	.394	10.0	LRIS-4 × 10	LLR-25S-20 × 65
	DS-SDUR/L19-11	4		●	3/4	19.050	.709	18.0	.709	18.0	4.724	120	.394	10.0	LRIS-4 × 10	LLR-25S-20 × 65
	DS-SDUR/L19-11SPL	4		○	3/4	19.050	.709	18.0	.709	18.0	6.300	160	.394	10.0	LRIS-4 × 10	LLR-25S-20 × 65
	DS-SDUR/L20X-11	4		○	.787	20.000	.748	19.0	.748	19.0	3.740	95	.394	10.0	LRIS-4 × 10	LLR-25S-20 × 65
	DS-SDUR/L20-11	4		●	.787	20.000	.748	19.0	.748	19.0	4.724	120	.394	10.0	LRIS-4 × 10	LLR-25S-20 × 65
	DS-SDUR/L22-11	4		●	.866	22.000	.827	21.0	.827	21.0	4.724	120	.394	10.0	LRIS-4 × 10	LLR-25S-20 × 65
	DS-SDUR/L23-11-007	4		○	.906	23.000	.866	22.0	.866	22.0	2.756	70	.394	10.0	LRIS-4 × 10	LLR-25S-20 × 65
	DS-SDUR/L25-11MET	4		●	.984	25.000	.945	24.0	.945	24.0	4.724	120	.394	10.0	LRIS-4 × 10	LLR-25S-20 × 65
	DS-SDUR/L25-11	4		●	1	25.400	.945	24.0	.945	24.0	5.906	150	.394	10.0	LRIS-4 × 10	LLR-25S-20 × 65
	DS-SDUR/L25-11SPL	4		○	1	25.400	.945	24.0	.945	24.0	5.906	150	.492	12.5	LRIS-4 × 10	LLR-25S-20 × 65
	DS-SDUR/L16F-11-ACH	5	●	●	.630	16.000	.610	15.5	.610	15.5	3.150	80	.394	10.0	LRIS-4 × 10	LLR-25S-20 × 65
	DS-SDUR/L19-11-ACH	5		●	3/4	19.050	.709	18.0	.709	18.0	4.724	120	.394	10.0	LRIS-4 × 10	LLR-25S-20 × 65
	DS-SDUR/L20-11-ACH	5		●	.787	20.000	.748	19.0	.748	19.0	4.724	120	.394	10.0	LRIS-4 × 10	LLR-25S-20 × 65
	DS-SDUR/L22-11-ACH	5		●	.866	22.000	.827	21.0	.827	21.0	4.724	120	.394	10.0	LRIS-4 × 10	LLR-25S-20 × 65
	DS-SDUR/L25-11MET-ACH	1		●	.984	25.000	.945	24.0	.945	24.0	5.906	150	.394	10.0	LRIS-4 × 10	LLR-25S-20 × 65
	DS-SDUR/L25-11-ACH	5		●	1	25.400	.945	24.0	.945	24.0	5.906	150	.394	10.0	LRIS-4 × 10	LLR-25S-20 × 65
	DS-SDXR/L22-11-006 💧	6		●	.866	22.000	.827	21.0	.827	21.0	4.724	120	.472	12.0	LRIS-4 × 10	LLR-25S-20 × 65
	DS-SDXR/L19-11	6		○	3/4	19.050	.709	18.0	.709	18.0	4.724	120	.394	10.0	LRIS-4 × 10	LLR-25S-20 × 65
	DS-SDXR/L20X-11	6		○	.787	20.000	.748	19.0	.748	19.0	3.740	95	.394	10.0	LRIS-4 × 10	LLR-25S-20 × 65
	DS-SDXR/L20-11	6		○	.787	20.000	.748	19.0	.748	19.0	4.724	120	.394	10.0	LRIS-4 × 10	LLR-25S-20 × 65
	DS-SDXR/L25-11MET	6		○	.984	25.000	.945	24.0	.945	24.0	4.724	120	.394	10.0	LRIS-4 × 10	LLR-25S-20 × 65
	DS-SDXR/L32-11	6		○	1.260	32.000	1.181	30.0	1.181	30.0	5.906	150	.394	10.0	LRIS-4 × 10	LLR-25S-20 × 65

Inserts ➡Q20 Cutting condition ➡Q4

● : Stock
● : Stock (Newly added)
■ □ R L : While stocks last
R L : Stock (Right / Left-hand only)
R L : Stock (Right / Left-hand only, Newly added)
Ⓜ : Mirror finish
○ : 1-2 week delivery
○ : 1-2 week delivery (Newly added)
💧 : Coolant through
R L : 1-2 week delivery (Right / Left-hand only)
R L : 1-2 week delivery (Right / Left-hand only, Newly added)

DC.. Inserts - Carbide

(inch)	IC	T
DC..21.5	1/4	3/32
DC..32.5	3/8	5/32

● : 1st Choice ● : 2nd choice

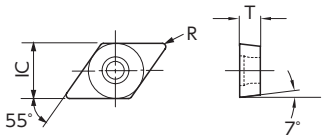

		ST4	DM4	DT4	QM3	TM4	VM1	ZM3	KM1	CP1	UC1
Steel	P	●	●	●	●	●	●	●	●		
Stainless Steel	M	●	●	●	●	●	●	●	●		
Cast Iron	K									●	
Non-Ferrous Material	N					●	●	●	●		●
Heat Resistant Alloy	S	●	●	●	●	●					
Hardened Material	H	●	●	●	●						
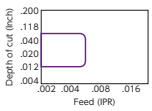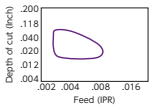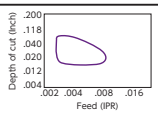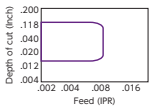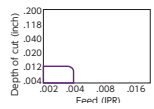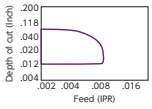
Shape	Item Number	ISO Item Number	IC	R	ST4	DM4	DT4	QM3	TM4	VM1	ZM3	KM1	CP1	UC1
					Carbide									
					PVD Coated								CVD	Diamond Coating
	DCGT 21.504M YL	DCGT 070201M YL	1/4	.003		●		●						
	DCGT 21.508M YL	DCGT 070202M YL	1/4	.007		●		●						
	DCGT 21.51M YL	DCGT 070204M YL	3/8	.015		●		●						
	DCGT 32.501 YL	DCGT 11T300 YL	3/8	.001			●		●					
	DCGT 32.504M YL	DCGT 11T301M YL	3/8	.003	●	●	○	●	○					
	DCGT 32.508M YL	DCGT 11T302M YL	3/8	.007	●	●	○	●	○					
	DCGT 32.51M YL	DCGT 11T304M YL	3/8	.015	●	●	○	●	○					
	DCGT 32.52M YL	DCGT 11T308M YL	3/8	.031	●	●	○	●	○					
	DCGT 21.501 FNAM3	DCGT 070200 FNAM3	1/4	.001			●	●	○	○	○			
	DCGT 21.504M FNAM3	DCGT 070201 MFNAM3	1/4	.003	○		●	●	○					
	DCGT 21.504 FNAM3	DCGT 070201 FNAM3	1/4	.004						○	○			
	DCGT 21.508M FNAM3	DCGT 070202 MFNAM3	1/4	.007	○		●	●	○					
	DCGT 21.508 FNAM3	DCGT 070202 FNAM3	1/4	.008						○	○			
	DCGT 21.51M FNAM3	DCGT 070204 MFNAM3	1/4	.015	○		●	●	○					
	DCGT 21.51 FNAM3	DCGT 070204 FNAM3	1/4	.016						○	○			
	DCGT 32.501 FNAM3	DCGT 11T300 FNAM3	3/8	.001			●	●	○	○	●			
	DCGT 32.504M FNAM3	DCGT 11T301 MFNAM3	3/8	.003	○		●	●	○	○	○			
	DCGT 32.508M FNAM3	DCGT 11T302 MFNAM3	3/8	.007	○		●	●	○	○	○			
	DCGT 32.508 FNAM3	DCGT 11T302 FNAM3	3/8	.008				●		○	●			
	DCGT 32.51M FNAM3	DCGT 11T304 MFNAM3	3/8	.015	○		●	●	○	○	○			
	DCGT 32.51 FNAM3	DCGT 11T304 FNAM3	3/8	.016				●		○	●			
	DCGT 32.52 FNAM3	DCGT 11T308 FNAM3	3/8	.031				●						
	DCMT 21.508 FNAM3	DCMT 070202 FNAM3	1/4	.008		○								
	DCMT 21.51 FNAM3	DCMT 070204 FNAM3	1/4	.016		○								
	DCMT 32.508 FNAM3	DCMT 11T302 FNAM3	3/8	.008		○								
	DCMT 32.51 FNAM3	DCMT 11T304 FNAM3	3/8	.016		○								
	DCMT 32.52 FNAM3	DCMT 11T308 FNAM3	3/8	.031		○								
wiper insert	DCGT 32.502 AM3-WP*	TFD 11FR05AM3	3/8	.002			●	○						
	DCGT 32.506 AM3-WP*	TFD 11FR15AM3	3/8	.006			●	○						
	DCGT 21.504M CL	DCGT 070201M CL	1/4	.003	○	○	●	○	○					
	DCGT 21.508M CL	DCGT 070202M CL	1/4	.007	○	○	●	○	○					
	DCGT 21.51M CL	DCGT 070204M CL	1/4	.015	○	○	●	○	○					
	DCGT 32.504M CL	DCGT 11T301M CL	3/8	.003	○	○	●	○	●					
	DCGT 32.508M CL	DCGT 11T302M CL	3/8	.007	○	○	●	●	●					
	DCGT 32.51M CL	DCGT 11T304M CL	3/8	.015	○	○	●	●	●					
	DCGT 21.504M AMX	DCGT 070201M AMX	1/4	.003		○	○		●					
	DCGT 21.508M AMX	DCGT 070202M AMX	1/4	.007		○	○		●					
	DCGT 21.51M AMX	DCGT 070204M AMX	1/4	.015		○	○		○					
	DCGT 32.504M AMX	DCGT 11T301M AMX	3/8	.003		●	○		●					
	DCGT 32.508M AMX	DCGT 11T302M AMX	3/8	.007		●	○		●					
	DCGT 32.51M AMX	DCGT 11T304M AMX	3/8	.015		●	○		●					
	DCGT 21.501 AZ7	DCGT 070200 AZ7	1/4	.001				○						
	DCGT 21.504M AZ7	DCGT 070201M AZ7	1/4	.003				○						
	DCGT 21.508M AZ7	DCGT 070202M AZ7	1/4	.007				○						
	DCGT 32.501 AZ7	DCGT 11T300 AZ7	3/8	.001			○	●	○		○			
	DCGT 32.504M AZ7	DCGT 11T301M AZ7	3/8	.003			○	●	○		○			
	DCGT 32.508M AZ7	DCGT 11T302M AZ7	3/8	.007			○	●	○		○			
	DCGT 32.51M AZ7	DCGT 11T304M AZ7	3/8	.015			○	●	○		○			
	DCGT 32.52 AZ7	DCGT 11T308 AZ7	3/8	.031			○	●			○