Groove DUO

Mono-shank style

GTWP

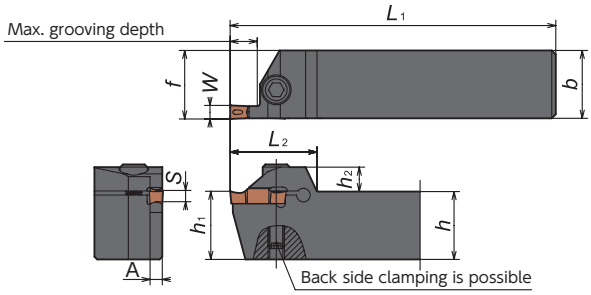

Recommended tightening torque 7.0[N・m]

・Right-hand shown

● Toolholder Body

Holder Number	Stock R	Stock L	Width w (Inch)	Width w (mm)	Max. Grooving Depth a_r (Inch)	Max. Grooving Depth a_r (mm)	h (Inch)	h (mm)	b (Inch)	b (mm)	h_1 (Inch)	h_1 (mm)	h_2 (Inch)	h_2 (mm)	f (Inch)	f (mm)	L_1 (Inch)	L_1 (mm)	L_2 (Inch)	L_2 (mm)	A (Inch)	A (mm)	Seat Size s	Applicable Insert	Spare Parts Bolt	Spare Parts Wrench
GTWP R/L 2020K-3D10	○	○	.118	3	.394	10	.787	20	.787	20	.787	20	.315	8	.795	20.2	4.921	125	1.142	29	.102	2.6	D	GWP○300	CS0520W	LW-4
GTWP R/L 2525M-3D10	○	○	.118	3	.394	10	.984	25	.984	25	.984	25	.354	9	.992	25.2	5.906	150	1.260	32	.102	2.6	D	GWP○300	CS0625W	LW-5
GTWP R/L 2020K-3D20	○	○	.118	3	.787	20	.787	20	.787	20	.787	20	.315	8	.795	20.2	4.921	125	1.614	41	.102	2.6	D	GWP○300	CS0520W	LW-4
GTWP R/L 2525M-3D20	○	○	.118	3	.787	20	.984	25	.984	25	.984	25	.354	9	.992	25.2	5.906	150	1.732	44	.102	2.6	D	GWP○300	CS0625W	LW-5
GTWP R/L 2020K-4E10	○	○	.157	4	.394	10	.787	20	.787	20	.787	20	.315	8	.799	20.3	4.921	125	1.142	29	.138	3.5	E	GWP○400	CS0520W	LW-4
GTWP R/L 2525M-4E10	○	○	.157	4	.394	10	.984	25	.984	25	.984	25	.354	9	.996	25.3	5.906	150	1.260	32	.138	3.5	E	GWP○400	CS0625W	LW-5
GTWP R/L 2020K-4E20	○	○	.157	4	.787	20	.787	20	.787	20	.787	20	.315	8	.799	20.3	4.921	125	1.614	41	.138	3.5	E	GWP○400	CS0520W	LW-4
GTWP R/L 2525M-4E20	○	○	.157	4	.787	20	.984	25	.984	25	.984	25	.354	9	.996	25.3	5.906	150	1.732	44	.138	3.5	E	GWP○400	CS0625W	LW-5
GTWP R/L 2020K-5F10	○	○	.197	5	.394	10	.787	20	.787	20	.787	20	.315	8	.799	20.3	4.921	125	1.142	29	.177	4.5	F	GWP○500	CS0520W	LW-4
GTWP R/L 2525M-5F10	○	○	.197	5	.394	10	.984	25	.984	25	.984	25	.354	9	.996	25.3	5.906	150	1.260	32	.177	4.5	F	GWP○500	CS0625W	LW-5
GTWP R/L 2020K-5F20	○	○	.197	5	.787	20	.787	20	.787	20	.787	20	.315	8	.799	20.3	4.921	125	1.614	41	.177	4.5	F	GWP○500	CS0520W	LW-4
GTWP R/L 2525M-5F20	○	○	.197	5	.787	20	.984	25	.984	25	.984	25	.354	9	.996	25.3	5.906	150	1.732	44	.177	4.5	F	GWP○500	CS0625W	LW-5
GTWP R/L 2020K-6G12	○	○	.236	6	.472	12	.787	20	.787	20	.787	20	.315	8	.801	20.35	4.921	125	1.339	34	.209	5.3	G	GWP○600	CS0520W	LW-4
GTWP R/L 2525M-6G12	○	○	.236	6	.472	12	.984	25	.984	25	.984	25	.354	9	.998	25.35	5.906	150	1.457	37	.209	5.3	G	GWP○600	CS0625W	LW-5
GTWP R/L 2020K-6G25	○	○	.236	6	.984	25	.787	20	.787	20	.787	20	.315	8	.801	20.35	4.921	125	1.929	49	.209	5.3	G	GWP○600	CS0520W	LW-4
GTWP R/L 2525M-6G25	○	○	.236	6	.984	25	.984	25	.984	25	.984	25	.354	9	.998	25.35	5.906	150	2.047	52	.209	5.3	G	GWP○600	CS0625W	LW-5

GKWP

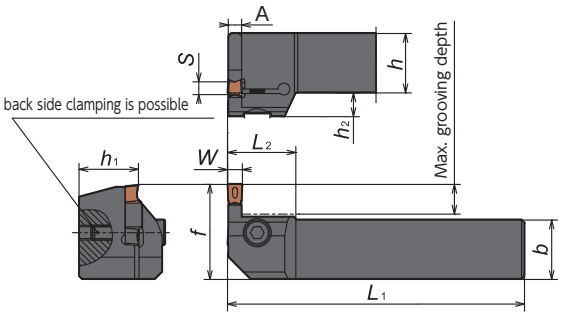

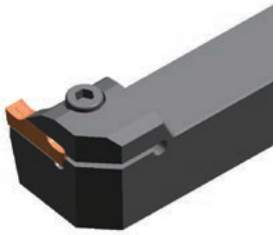

Recommended tightening torque 7.0[N・m]

・L-hand shown

Holder Number	Stock R	Stock L	Width w (Inch)	Width w (mm)	Max. Grooving Depth a_r (Inch)	Max. Grooving Depth a_r (mm)	h (Inch)	h (mm)	b (Inch)	b (mm)	h_1 (Inch)	h_1 (mm)	h_2 (Inch)	h_2 (mm)	f (Inch)	f (mm)	L_1 (Inch)	L_1 (mm)	L_2 (Inch)	L_2 (mm)	A (Inch)	A (mm)	Seat Size s	Applicable Insert	Spare Parts Bolt	Spare Parts Wrench
GKWP R/L 2020K-3D10		○	.118	3	.394	10	.787	20	.787	20	.787	20	.315	8	1.260	32	4.921	125	.906	23	.102	2.6	D	GWP○300	CS0520W	LW-4
GKWP R/L 2020K-4E10		○	.157	4	.394	10	.787	20	.787	20	.787	20	.315	8	1.260	32	4.921	125	.906	23	.138	3.5	E	GWP○400	CS0520W	LW-4
GKWP R/L 2020K-5F10		○	.197	5	.394	10	.787	20	.787	20	.787	20	.315	8	1.260	32	4.921	125	.906	23	.177	4.5	F	GWP○500	CS0520W	LW-4
GKWP R/L 2020K-6G12		○	.236	6	.472	12	.787	20	.787	20	.787	20	.315	8	1.339	34	4.921	125	.906	23	.209	5.3	G	GWP○600	CS0520W	LW-4

Groove DUO

GTWP

For Swiss Style Machine

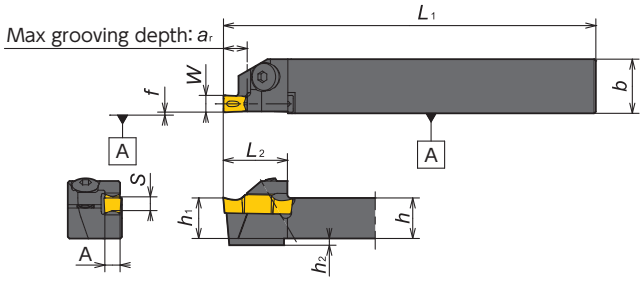

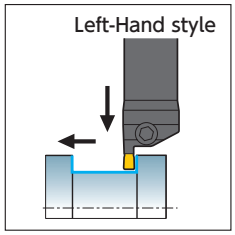

Right-Hand style shown

● Toolholder

Gage Insert	Item Number	Figure	Stock R	Stock L	Groove Width w (Inch)	Groove Width w (mm)	a_r (Inch)	a_r (mm)	h (Inch)	h (mm)	b (Inch)	b (mm)	h_1 (Inch)	h_1 (mm)	L_1 (Inch)	L_1 (mm)	h_2 (Inch)	h_2 (mm)	f (Inch)	f (mm)	L_2 (Inch)	L_2 (mm)	A (Inch)	A (mm)	Seat Size s	Clamp Screw	Wrench
GWP ○ 300	GTWP⅋08-IN3D07	1	●		.118	3	.275	7	1/2		.630	16	1/2		4.724	120	0	0	.012	0.3	.748	19	.102	2.6	D	AOB-5 × 14	LW-3S
	GTWP⅋10-IN3D09	1	●		.118	3	.354	9	5/8		.630	16	5/8		4.724	120	0	0	.012	0.3	.866	22	.102	2.6	D	AOB-5 × 16	LW-3S
	GTWP⅋1016-3D07	1	○		.118	3	.275	7	.394	10	.630	16	.472	12	4.724	120	.079	2	.012	0.3	.748	19	.102	2.6	D	AOB-5 × 14	LW-3S
	GTWP⅋1216-3D07	1	●	○	.118	3	.275	7	.472	12	.630	16	.472	12	4.724	120	0	0	.012	0.3	.768	19.5	.102	2.6	D	AOB-5 × 16	LW-3S
	GTWP⅋1616-3D09	1	○	○	.118	3	.354	9	.630	16	.630	16	.630	16	4.724	120	0	0	.012	0.3	.866	22	.102	2.6	D	AOB-5 × 16	LW-3S
GWP ○ 400	GTWP⅋08-IN4E07	1	●		.157	4	.275	7	1/2		.630	16	1/2		4.724	120	0	0	.012	0.3	.748	19	.138	3.5	E	AOB-5 × 14	LW-3S
	GTWP⅋10-IN4E09	1	●		.157	4	.354	9	5/8		.630	16	5/8		4.724	120	0	0	.012	0.3	.866	22	.138	3.5	E	AOB-5 × 16	LW-3S
	GTWP⅋1016-4E07	1	○		.157	4	.275	7	.394	10	.630	16	.472	12	4.724	120	.079	2	.012	0.3	.748	19	.138	3.5	E	AOB-5 × 14	LW-3S
	GTWP⅋1216-4E07	1	●	○	.157	4	.275	7	.472	12	.630	16	.472	12	4.724	120	0	0	.012	0.3	.768	19.5	.138	3.5	E	AOB-5 × 16	LW-3S
	GTWP⅋1616-4E09	1	○	○	.157	4	.354	9	.630	16	.630	16	.630	16	4.724	120	0	0	.012	0.3	.866	22	.138	3.5	E	AOB-5 × 16	LW-3S
GWP ○ 500	GTWP⅋1016-5F07	1	○		.197	5	.275	7	.394	10	.630	16	.472	12	4.724	120	.079	2	.012	0.3	.748	19	.177	4.5	F	AOB-5 × 14	LW-3S
	GTWP⅋1216-5F07	1	○	○	.197	5	.275	7	.472	12	.630	16	.472	12	4.724	120	0	0	.012	0.3	.768	19.5	.177	4.5	F	AOB-5 × 16	LW-3S
	GTWP⅋1616-5F09	1	○	○	.197	5	.354	9	.630	16	.630	16	.630	16	4.724	120	0	0	.012	0.3	.866	22	.177	4.5	F	AOB-5 × 16	LW-3S
GWP ○ 600	GTWP⅋1020-6G07	1	○		.236	6	.275	7	.394	10	.787	20	.394	10	4.724	120	.079	2	.012	0.3	.866	22	.209	5.3	G	AOB-5 × 14	LW-3S
	GTWP⅋1220-6G07	1	○		.236	6	.275	7	.472	12	.787	20	.472	12	4.724	120	0	0	.012	0.3	.886	22.5	.209	5.3	G	AOB-5 × 16	LW-3S
	GTWP⅋1620-6G09	1	○	○	.236	6	.354	9	.630	16	.787	20	.630	16	4.724	120	0	0	.012	0.3	.984	25	.209	5.3	G	AOB-5 × 16	LW-3S

Groove DUO Series - Inserts

Shape	Item Number	w Groove Width (Inch)	w Groove Width (mm)	w Width Tolerance (Inch)	w Width Tolerance (mm)	r_ε (Inch)	r_ε (mm)	M (Inch)	M (mm)	L (Inch)	L (mm)	Seat Size s	Coated Carbide DM4
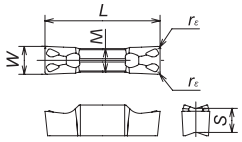 GWPG: Outside ground GWPM: Full-molded ●Excellent chip control ●Best for side turning	GWPG300N02D-GW	.118	3.0	.001	± 0.025	.008	0.2	.098	2.5	.811	20.6	D	●
	GWPG300N04D-GW	.118	3.0	.001	± 0.025	.016	0.4	.098	2.5	.811	20.6	D	●
	GWPG400N02E-GW	.157	4.0	.001	± 0.025	.008	0.2	.134	3.4	.811	20.6	E	●
	GWPG400N04E-GW	.157	4.0	.001	± 0.025	.016	0.4	.134	3.4	.811	20.6	E	●
	GWPG400N08E-GW	.157	4.0	.001	± 0.025	.031	0.8	.134	3.4	.811	20.6	E	●
	GWPG500N02F-GW	.197	5.0	.001	± 0.025	.008	0.2	.169	4.3	.811	20.6	F	○
	GWPG500N04F-GW	.197	5.0	.001	± 0.025	.016	0.4	.169	4.3	.811	20.6	F	○
	GWPG500N08F-GW	.197	5.0	.001	± 0.025	.031	0.8	.169	4.3	.811	20.6	F	○
	GWPG600N02G-GW	.236	6.0	.001	± 0.025	.008	0.2	.205	5.2	1.008	25.6	G	○
	GWPG600N04G-GW	.236	6.0	.001	± 0.025	.016	0.4	.205	5.2	1.008	25.6	G	○
	GWPG600N08G-GW	.236	6.0	.001	± 0.025	.031	0.8	.205	5.2	1.008	25.6	G	○
	GWPM300N04D-GW	.118	3.0	.002	± 0.05	.016	0.4	.098	2.5	.811	20.6	D	○
	GWPM400N04E-GW	.157	4.0	.002	± 0.05	.016	0.4	.134	3.4	.811	20.6	E	○
	GWPM500N04F-GW	.197	5.0	.002	± 0.05	.016	0.4	.169	4.3	.811	20.6	F	○
	GWPM600N04G-GW	.236	6.0	.002	± 0.05	.016	0.4	.205	5.2	1.008	25.6	G	○
 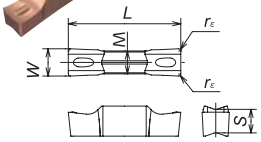 ●Less tool pressure design	GWPG300N02D-GV	.118	3.0	.001	± 0.025	.008	0.2	.205	2.5	.811	20.6	D	●
	GWPG300N04D-GV	.118	3.0	.001	± 0.025	.016	0.4	.205	2.5	.811	20.6	D	●
	GWPG400N02E-GV	.157	4.0	.001	± 0.025	.008	0.2	.169	4.3	.811	20.6	E	●
	GWPG400N04E-GV	.157	4.0	.001	± 0.025	.016	0.4	.169	4.3	.811	20.6	E	●
	GWPG500N02F-GV	.197	5.0	.001	± 0.025	.008	0.2	.169	4.3	.811	20.6	F	○
	GWPG500N04F-GV	.197	5.0	.001	± 0.025	.016	0.4	.169	4.3	.811	20.6	F	○
	GWPG600N02G-GV	.236	6.0	.001	± 0.025	.008	0.2	.169	4.3	1.008	25.6	G	○
	GWPG600N04G-GV	.236	6.0	.001	± 0.025	.016	0.4	.169	4.3	1.008	25.6	G	○

● : Stock
● : Stock (Newly added)
■ □ R L : While stocks last
R L : Stock (Right / Left-hand only)
R L : Stock (Right / Left-hand only, Newly added)
Ⓜ : Mirror finish
○ : 1-2 week delivery
○ : 1-2 week delivery (Newly added)
💧 : Coolant through
Ⓡ Ⓛ : 1-2 week delivery (Right / Left-hand only)
Ⓡ Ⓛ : 1-2 week delivery (Right / Left-hand only, Newly added)