GTPA Series

Best tool for Aluminum Spool Machining

GTPA

Screw Accessible from both sides

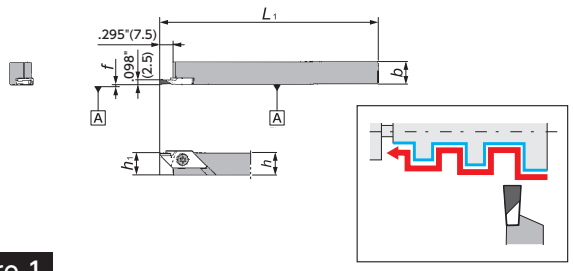

Figure-1

Right-Hand style shown

GTPA-OH (Coolant through)

Screw Accessible from both sides

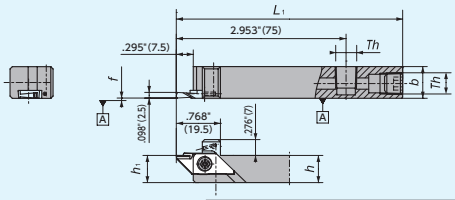

Th (Thread type)
Metric size holder: Rc1/8 (PT1/8)

Figure-2

Right-Hand style shown

Y-GTPA

Screw Accessible from both sides

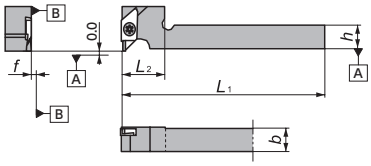

Figure-3

Right-Hand style shown

Y-GTPA-OH (Coolant through)

Screw Accessible from both sides

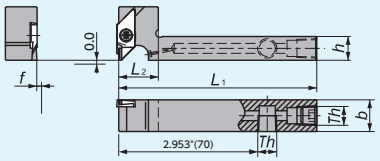

Th (Thread type)
Metric size holder: Rc1/8 (PT1/8)

Figure-4

Right-Hand style shown

GTPA - Toolholders

GTPA

Gage Insert	Item Number	Figure	Stock R	Stock L	h (Inch)	h (mm)	b (Inch)	b (mm)	h_1 (Inch)	h_1 (mm)	L_1 (Inch)	L_1 (mm)	f (Inch)	f (mm)	L_2 (Inch)	L_2 (mm)	Th	Clamp Screw	Wrench
GTPA	GTPA1010	1	○		.394	10	.394	10	.394	10	4.724	120	.004	0.1	–	–	–	LR1S-4 × 10PW	CLR-15S
	GTPA1212	1	○		.472	12	.472	12	.472	12	4.724	120	.004	0.1	–	–	–	LR1S-4 × 10PW	CLR-15S
	GTPA1616	1	○		.630	16	.630	16	.630	16	4.724	120	.004	0.1	–	–	–	LR1S-4 × 12PW	CLR-15S
	GTPA1214H-OH 💧	2	○		.472	12	.551	14	.472	12	3.937	100	.004	0.1	–	–	Rc1/8(PT1/8)	LR1S-4 × 12PW	CLR-15S
	Y-GTPA1216	3	○		.472	12	.630	16	–	–	4.724	120	.004	0.1	.787	20	–	LR1S-4 × 12PW	CLR-15S
	Y-GTPA1014FSS-OH 💧	4	○		.394	10	.551	14	–	–	3.150	80	.004	0.1	.591	15	Rc1/8(PT1/8)	LR1S-4 × 12PW	CLR-15S
	Y-GTPA1216HS-OH 💧	4	○		.472	12	.630	16	–	–	3.937	100	.004	0.1	.787	20	Rc1/8(PT1/8)	LR1S-4 × 12PW	CLR-15S
	Y-GTPA1216H-OH 💧	4	○		.630	16	.630	16	–	–	3.937	100	.004	0.1	.984	25	Rc1/8(PT1/8)	LR1S-4 × 12PW	CLR-15S

GTPA Series - Inserts

GTPA

Shape



PD1 (PCD tipped)

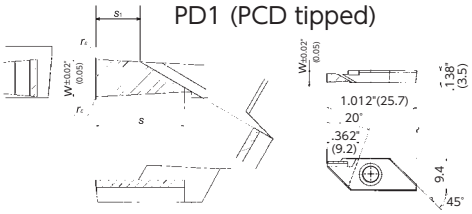

KM1 (Carbide)

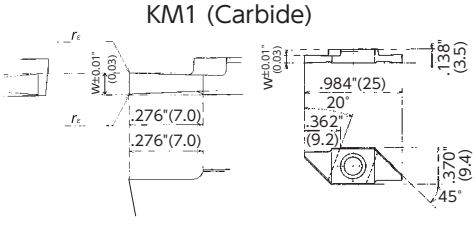

Item Number	Groove Width w (Inch)	Groove Width w (mm)	Max Depth of Cut (Inch)	Max Depth of Cut (mm)	s (Inch)	s (mm)	s_1 (Inch)	s_1 (mm)	r_ε (Inch)	r_ε (mm)	Carbide KM1	PCD PD1
GTPA20FRN01-082	.079	2.0	.118	3.0	.157	4.0	.079	2.0	-.004	-0.1		○
GTPA20FRN01	.079	2.0	.197	5.0	.236	6.0	.157	4.0	-.004	-0.1		○
GTPA20FRN01	.079	2.0	.236	6.0	–	–	–	–	-.004	-0.1	○	
GTPA25FRN01-081	.098	2.5	.118	3.0	.157	4.0	.024	1.0	-.004	-0.1		○
GTPA25FRN01	.098	2.5	.197	5.0	.236	6.0	.118	3.0	-.004	-0.1		○
GTPA25FRN01	.098	2.5	.236	6.0	–	–	–	–	-.004	-0.1	○	

Cutting condition ➡T4

● : Stock
● : Stock (Newly added)
■□RL : While stocks last

R L : Stock (Right / Left-hand only)
R L : Stock (Right / Left-hand only, Newly added)
Ⓜ : Mirror finish

○ : 1-2 week delivery
○ : 1-2 week delivery (Newly added)
💧 : Coolant through

ⓇⓁ : 1-2 week delivery (Right / Left-hand only)
ⓇⓁ : 1-2 week delivery (Right / Left-hand only, Newly added)