CC..

〈 80° 菱形 ポジ 〉

●第一推奨　○第二推奨

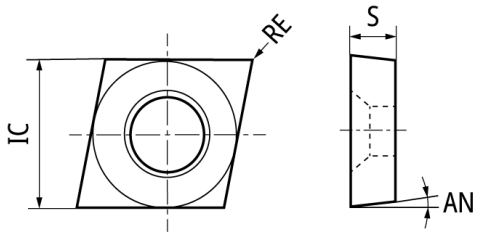

鋼	○	○	●	●	●	●	●	●		●	
ステンレス鋼	○	●	○	○	○	●	○	●		●	
鋳鉄									●		
非鉄金属						○		○			●
耐熱合金	●		●	○	○						
高硬度材			○	○	○						
その他（非金属）											●

形状	品番	IC	S	AN	RE	超硬										
						PVD	PVD	PVD	PVD	PVD	PVD	PVD	PVD	CVD	CVD	ノンコート
		mm	mm	°	mm	650	ST4	DM4	DT4	QM3	TM4	VM1	ZM3	CP1	CP7	KM1
	CCGT 09T301M R TMV	9.525	3.97	7	0.08	●	●	●			●					
	CCGT 09T302M R TMV	9.525	3.97	7	0.18	●	●	●			●					
	CCGT 09T304M R TMV	9.525	3.97	7	0.38	●	●	●			●					
	CCGT 09T300 YL	9.525	3.97	7	0.03				●		●					
	CCGT 09T301M YL	9.525	3.97	7	0.08	●	●	●	●	●	●					
	CCGT 09T302M YL	9.525	3.97	7	0.18	●	●	●	●	●	●					
	CCGT 09T304M YL	9.525	3.97	7	0.38	●	●	●	●	●	●					
	CCGT 09T308M YL	9.525	3.97	7	0.78		●	●	●	●	●					
	CCGT 060201M CL	6.35	2.38	7	0.08		●	●	●	●	●					
	CCGT 060202M CL	6.35	2.38	7	0.18		●	●	●	●	●					
	CCGT 09T300 CL	9.525	3.97	7	0.03				●		●					
	CCGT 09T301M CL	9.525	3.97	7	0.08	●	●	●	●	●	●					
	CCGT 09T302M CL	9.525	3.97	7	0.18	●	●	●	●	●	●					
	CCGT 09T304M CL	9.525	3.97	7	0.38	●	●	●	●	●	●					
	CCGT 060200 FN AM3	6.35	2.38	7	0.03				●		●	●				
	CCGT 060201M FN AM3	6.35	2.38	7	0.08		●		●	●	●					
	CCGT 060202 FN AM3	6.35	2.38	7	0.2							●	●			
	CCGT 060202M FN AM3	6.35	2.38	7	0.18		●		●	●	●					
	CCGT 060204 FN AM3	6.35	2.38	7	0.4								●			
	CCGT 060204M FN AM3	6.35	2.38	7	0.38		●		●	●	●					
	CCGT 09T300 FN AM3	9.525	3.97	7	0.03				●		●	●				
	CCGT 09T301M FN AM3	9.525	3.97	7	0.08	●	●		●	●	●	●	●			
	CCGT 09T302 FN AM3	9.525	3.97	7	0.2					●		●				
	CCGT 09T302M FN AM3	9.525	3.97	7	0.18	●	●		●	●	●	●	●			
	CCGT 09T304 FN AM3	9.525	3.97	7	0.4					●		●				
	CCGT 09T304M FN AM3	9.525	3.97	7	0.38	●	●		●	●	●	●	●			
	CCMT 060202 FN AM3	6.35	2.38	7	0.2			●								
	CCMT 060204 FN AM3	6.35	2.38	7	0.4			●								
	CCMT 09T302 FN AM3	9.525	3.97	7	0.2			●								
	CCMT 09T304 FN AM3	9.525	3.97	7	0.4			●								
	CCMT 09T308 FN AM3	9.525	3.97	7	0.8			●								
	CCGT 060200 AZ7	6.35	2.38	7	0.03					●						
	CCGT 060201M AZ7	6.35	2.38	7	0.08					●						
	CCGT 060202M AZ7	6.35	2.38	7	0.18					●						
	CCGT 09T300 AZ7	9.525	3.97	7	0.03				●	●	●		●			
	CCGT 09T301M AZ7	9.525	3.97	7	0.08				●	●	●		●			
	CCGT 09T302M AZ7	9.525	3.97	7	0.18				●	●	●		●			
	CCGT 09T304M AZ7	9.525	3.97	7	0.38				●	●	●		●			
	CCMT 060202 E002 AZ8	6.35	2.38	7	0.2										●	
	CCMT 060204 E004 AZ8	6.35	2.38	7	0.4										●	
	CCMT 060208 E004 AZ8	6.35	2.38	7	0.8										●	
	CCMT 09T302 E002 AZ8	9.525	3.97	7	0.2										●	
	CCMT 09T304 E004 AZ8	9.525	3.97	7	0.4										●	
	CCMT 09T308 E004 AZ8	9.525	3.97	7	0.8										●	

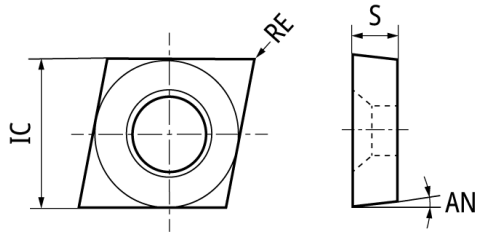

鋼	○	○	●	●	●	●	●	●		●	
ステンレス鋼	○	●	○	○	○	●	○	●		●	
鋳鉄									●		
非鉄金属						○		○			●
耐熱合金	●		●	○	○						
高硬度材			○	○	○						
その他（非金属）											●

形状	品番	IC	S	AN	RE	超硬										
						PVD	PVD	PVD	PVD	PVD	PVD	PVD	PVD	CVD	CVD	ノンコート
		mm	mm	°	mm	650	ST4	DM4	DT4	QM3	TM4	VM1	ZM3	CP1	CP7	KM1
	CCGT 060200 R S	6.35	2.38	7	0.03				●			●	●			
	CCGT 060200 L S	6.35	2.38	7	0.03							●	●			
	CCGT 060201M R S	6.35	2.38	7	0.08				●	●						
	CCGT 060201 R S	6.35	2.38	7	0.1							●	●			
	CCGT 060201 L S	6.35	2.38	7	0.1							●	●			
	CCGT 060202M R S	6.35	2.38	7	0.18				●	●						
	CCGT 060202 R S	6.35	2.38	7	0.2							●	●			
	CCGT 060202 L S	6.35	2.38	7	0.2							●	●			
	CCGT 09T300 R S	9.525	3.97	7	0.03				●		●	●	●			
	CCGT 09T300 L S	9.525	3.97	7	0.03							●				
	CCGT 09T301M R S	9.525	3.97	7	0.08				●	●	●					
	CCGT 09T301 R S	9.525	3.97	7	0.1					●		●	●			
	CCGT 09T301 L S	9.525	3.97	7	0.1							●	●			
	CCGT 09T302M R S	9.525	3.97	7	0.18				●	●	●					
	CCGT 09T302 R S	9.525	3.97	7	0.2					●		●	●			
	CCGT 09T302 L S	9.525	3.97	7	0.2							●				
	CCGT 09T304M R S	9.525	3.97	7	0.38				●	●	●					
	CCGT 09T304 R S	9.525	3.97	7	0.4					●						
	CCGT 060200 R U	6.35	2.38	7	0.03				●				●			
	CCGT 060201 R U	6.35	2.38	7	0.1				●				●			
	CCGT 060201 L U	6.35	2.38	7	0.1								●			
	CCGT 060202 R U	6.35	2.38	7	0.2				●				●			
	CCGT 060202 L U	6.35	2.38	7	0.2								●			
	CCGT 09T300 R U1	9.525	3.97	7	0.03				●		●		●			
	CCGT 09T300 L U1	9.525	3.97	7	0.03								●			
	CCGT 09T301 R U1	9.525	3.97	7	0.1				●		●		●			
	CCGT 09T301 L U1	9.525	3.97	7	0.1								●			
	CCGT 09T302 R U1	9.525	3.97	7	0.2				●		●		●			
	CCGT 09T302 L U1	9.525	3.97	7	0.2								●			
	CCGT 09T304 R U1	9.525	3.97	7	0.4				●		●		●			
	CCGT 09T304 L U1	9.525	3.97	7	0.4								●			
	CCET 0602005 R KHG	6.35	2.38	7	0.05							●				
	CCET 0602005 L KHG	6.35	2.38	7	0.05							●				
	CCET 0602008 R KHG	6.35	2.38	7	0.08							●				
	CCET 0602008 L KHG	6.35	2.38	7	0.08							●				
	CCET 0602018 R KHG	6.35	2.38	7	0.18							●				
	CCET 0602018 L KHG	6.35	2.38	7	0.18							●				
	CCET 060202 R KHG	6.35	2.38	7	0.2							●				
	CCET 060202 L KHG	6.35	2.38	7	0.2							●				
	CCET 09T3005 R KHG	9.525	3.97	7	0.05						●	●				
	CCET 09T3005 L KHG	9.525	3.97	7	0.05							●				
	CCET 09T3008 R KHG	9.525	3.97	7	0.08						●	●				
	CCET 09T3008 L KHG	9.525	3.97	7	0.08							●				
	CCET 09T3018 R KHG	9.525	3.97	7	0.18						●	●				
	CCET 09T3018 L KHG	9.525	3.97	7	0.18							●				
	CCET 09T302 R KHG	9.525	3.97	7	0.2						●	●				
	CCET 09T302 L KHG	9.525	3.97	7	0.2							●				
	CCGT 060201 FR F1	6.35	2.38	7	0.1		●			●	●					
	CCGT 060202 FR F1	6.35	2.38	7	0.2		●			●	●					
	CCGT 060204 FR F1	6.35	2.38	7	0.4		●			●	●					
	CCGT 09T302 FR F1	9.525	2.38	7	0.2		●			●	●					
	CCGT 09T304 FR F1	9.525	2.38	7	0.4		●			●	●					
	CCGW 060200 FN	6.35	2.38	7	0.03								●			
	CCGW 060200 H Ⓜ	6.35	2.38	7	0.03											●
	CCGW 060201 FN	6.35	2.38	7	0.1								●			
	CCGW 060201 H Ⓜ	6.35	2.38	7	0.1											●
	CCGW 060202 H Ⓜ	6.35	2.38	7	0.2											●
	CCGW 09T30 V Ⓜ	9.525	3.97	7	0							●				
	CCGW 09T300 FN	9.525	3.97	7	0.03								●			
	CCGW 09T300 H Ⓜ	9.525	3.97	7	0.03											●

DC..

〈 55° 菱形 ポジ 〉

●第一推奨　○第二推奨

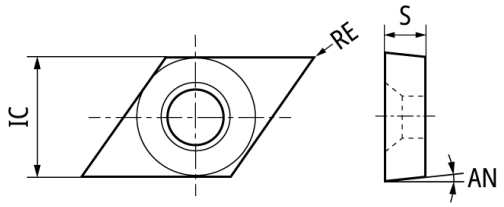

鋼	○	○	●	●	●	●	●	●		●	
ステンレス鋼	○	●	○	○	○	●	○	●		●	
鋳鉄									●		
非鉄金属						○		○			●
耐熱合金			●	○	○						
高硬度材			○	○	○						
その他（非金属）											●

形状	品番	IC	S	AN	RE	BS	超硬										
							PVD	PVD	PVD	PVD	PVD	PVD	PVD	PVD	CVD	CVD	ノーコート
		mm	mm	°	mm	mm	650	ST4	DM4	DT4	QM3	TM4	VM1	ZM3	CP1	CP7	KM1
	DCGT 11T301M R TMV	9.525	3.97	7	0.08	–	●	●	●			●					
	DCGT 11T302M R TMV	9.525	3.97	7	0.18	–	●	●	●			●					
	DCGT 11T304M R TMV	9.525	3.97	7	0.38	–	●	●	●			●					
	DCGT 070201M YL	6.35	2.38	7	0.08	–			●		●						
	DCGT 070202M YL	6.35	2.38	7	0.18	–			●		●						
	DCGT 070204M YL	6.35	2.38	7	0.38	–			■		■						
	DCGT 11T300 YL	9.525	3.97	7	0.03	–				●		●					
	DCGT 11T301M YL	9.525	3.97	7	0.08	–	●	●	●	●	●	●					
	DCGT 11T302M YL	9.525	3.97	7	0.18	–	●	●	●	●	●	●					
	DCGT 11T304M YL	9.525	3.97	7	0.38	–	●	●	●	●	●	●					
	DCGT 11T308M YL	9.525	3.97	7	0.78	–		●	●	●	●	●					
	DCGT 070201M CL	6.35	2.38	7	0.08	–		●	●	●	●	●					
	DCGT 070202M CL	6.35	2.38	7	0.18	–		●	●	●	●	●					
	DCGT 070204M CL	6.35	2.38	7	0.38	–		●	●	●	●	●					
	DCGT 11T301M CL	9.525	3.97	7	0.08	–	●	●	●	●	●	●					
	DCGT 11T302M CL	9.525	3.97	7	0.18	–	●	●	●	●	●	●					
	DCGT 11T304M CL	9.525	3.97	7	0.38	–	●	●	●	●	●	●					
	DCGT 070200 FN AM3	6.35	2.38	7	0.03	–				●		●	●	●			
	DCGT 070201 FN AM3	6.35	2.38	7	0.1	–							●	●			
	DCGT 070202 FN AM3	6.35	2.38	7	0.2	–							●	●			
	DCGT 070204 FN AM3	6.35	2.38	7	0.4	–							●	●			
	DCGT 070201M FN AM3	6.35	2.38	7	0.08	–		●		●	●	●					
	DCGT 070202M FN AM3	6.35	2.38	7	0.18	–		●		●	●	●					
	DCGT 070204M FN AM3	6.35	2.38	7	0.38	–		●		●	●	●					
	DCGT 11T300 FN AM3	9.525	3.97	7	0.03	–				●		●	●	●			
	DCGT 11T301M FN AM3	9.525	3.97	7	0.08	–	●	●		●	●	●	●	●			
	DCGT 11T302 FN AM3	9.525	3.97	7	0.2	–					●		●	●			
	DCGT 11T302M FN AM3	9.525	3.97	7	0.18	–	●	●		●	●	●	●	●			
	DCGT 11T304 FN AM3	9.525	3.97	7	0.4	–					●		●	●			
	DCGT 11T304M FN AM3	9.525	3.97	7	0.38	–	●	●		●	●	●	●	●			
	DCMT 070202 FN AM3	6.35	2.38	7	0.2	–			●								
	DCMT 070204 FN AM3	6.35	2.38	7	0.4	–			●								
	DCMT 11T302 FN AM3	9.525	3.97	7	0.2	–			●								
	DCMT 11T304 FN AM3	9.525	3.97	7	0.4	–			●								
	DCMT 11T308 FN AM3	9.525	3.97	7	0.8	–			●								
	DCGT 070200 AMX	6.35	2.38	7	0.03	–			●			●					
	DCGT 070201M AMX	6.35	2.38	7	0.08	–		●	●	●		●					
	DCGT 070202M AMX	6.35	2.38	7	0.18	–		●	●	●		●					
	DCGT 070204M AMX	6.35	2.38	7	0.38	–			●	●		●					
	DCGT 11T300 AMX	9.525	3.97	7	0.03	–			●			●					
	DCGT 11T301M AMX	9.525	3.97	7	0.08	–	●	●	●	●		●					
	DCGT 11T302M AMX	9.525	3.97	7	0.18	–	●	●	●	●		●					
	DCGT 11T304M AMX	9.525	3.97	7	0.38	–	●	●	●	●		●					
	DCGT 070200 AZ7	6.35	2.38	7	0.03	–					●						
	DCGT 070201M AZ7	6.35	2.38	7	0.08	–					●						
	DCGT 070202M AZ7	6.35	2.38	7	0.18	–					●						
	DCGT 11T300 AZ7	9.525	3.97	7	0.03	–				●	●	●		●			
	DCGT 11T301M AZ7	9.525	3.97	7	0.08	–				●	●	●		●			
	DCGT 11T302M AZ7	9.525	3.97	7	0.18	–				●	●	●		●			
	DCGT 11T304M AZ7	9.525	3.97	7	0.38	–				●	●	●		●			
	DCGT 11T308 AZ7	9.525	3.97	7	0.8	–				●	●			●			
	DCMT 11T304 E004 AZ8	9.525	3.97	7	0.4	–										●	
	DCMT 11T308 E004 AZ8	9.525	3.97	7	0.8	–										●	

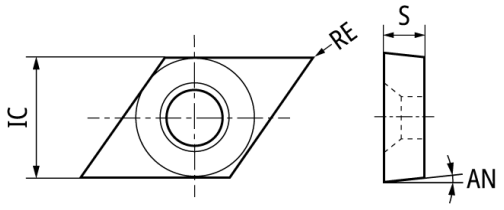

鋼	○	○	●	●	●	●	●	●		●	
ステンレス鋼	○	●	○	○	○	●	○	●		●	
鋳鉄									●		
非鉄金属						○		○			●
耐熱合金			●	○	○						
高硬度材			○	○	○						
その他（非金属）											●

形状	品番	IC	S	AN	RE	BS	超硬										
							PVD	PVD	PVD	PVD	PVD	PVD	PVD	PVD	CVD	CVD	ノンコート
		mm	mm	°	mm	mm	650	ST4	DM4	DT4	QM3	TM4	VM1	ZM3	CP1	CP7	KM1
	DCGT 070200 R S	6.35	2.38	7	0.03	–				●			●	●			
	DCGT 070200 L S	6.35	2.38	7	0.03	–							●	●			
	DCGT 070201M R S	6.35	2.38	7	0.08	–				●	●						
	DCGT 070201 R S	6.35	2.38	7	0.1	–							●	●			
	DCGT 070201 L S	6.35	2.38	7	0.1	–							●	●			
	DCGT 070202M R S	6.35	2.38	7	0.18	–				●	●						
	DCGT 070202 R S	6.35	2.38	7	0.2	–							●	●			
	DCGT 070202 L S	6.35	2.38	7	0.2	–							●	●			
	DCGT 070204 R S	6.35	2.38	7	0.4	–							●				
	DCGT 11T300 R S	9.525	3.97	7	0.03	–				●		●	●	●			
	DCGT 11T300 L S	9.525	3.97	7	0.03	–							●				
	DCGT 11T301M R S	9.525	3.97	7	0.08	–				●	●	●					
	DCGT 11T301 R S	9.525	3.97	7	0.1	–					●		●	●			
	DCGT 11T301 L S	9.525	3.97	7	0.1	–							●				
	DCGT 11T302M R S	9.525	3.97	7	0.18	–				●	●	●					
	DCGT 11T302 R S	9.525	3.97	7	0.2	–					●		●	●			
	DCGT 11T302 L S	9.525	3.97	7	0.2	–							●				
	DCGT 11T304M R S	9.525	3.97	7	0.38	–				●	●	●					
	DCGT 11T304 R S	9.525	3.97	7	0.4	–					●						
	DCGT 070200 R U	6.35	2.38	7	0.03	–							●	●			
	DCGT 070201 R U	6.35	2.38	7	0.1	–							●	●			
	DCGT 070202 R U	6.35	2.38	7	0.2	–							●	●			
	DCGT 070202 L U	6.35	2.38	7	0.2	–								●			
	DCGT 11T300 R U1	9.525	3.97	7	0.03	–				●		●	●	●			
	DCGT 11T300 L U1	9.525	3.97	7	0.03	–								●			
	DCGT 11T301 R U1	9.525	3.97	7	0.1	–				●		●	●	●			
	DCGT 11T301 L U1	9.525	3.97	7	0.1	–								●			
	DCGT 11T302 R U1	9.525	3.97	7	0.2	–				●		●	●	●			
	DCGT 11T302 L U1	9.525	3.97	7	0.2	–								●			
	DCGT 11T304 R U1	9.525	3.97	7	0.4	–				●		●	●	●			
	DCGT 11T304 L U1	9.525	3.97	7	0.4	–								●			
	DCET 0702005 R KHG	6.35	2.38	7	0.05	–							●				
	DCET 0702005 L KHG	6.35	2.38	7	0.05	–							●				
	DCET 0702008 R KHG	6.35	2.38	7	0.08	–							●				
	DCET 0702008 L KHG	6.35	2.38	7	0.08	–							●				
	DCET 0702018 R KHG	6.35	2.38	7	0.18	–							●				
	DCET 0702018 L KHG	6.35	2.38	7	0.18	–							●				
	DCET 070202 R KHG	6.35	2.38	7	0.2	–							●				
	DCET 070202 L KHG	6.35	2.38	7	0.2	–							●				
	DCET 11T3005 R KHG	9.525	3.97	7	0.05	–						●	●				
	DCET 11T3005 L KHG	9.525	3.97	7	0.05	–							●				
	DCET 11T3008 R KHG	9.525	3.97	7	0.08	–						●	●				
	DCET 11T3008 L KHG	9.525	3.97	7	0.08	–							●				
	DCET 11T3018 R KHG	9.525	3.97	7	0.18	–						●	●				
	DCET 11T3018 L KHG	9.525	3.97	7	0.18	–							●				
	DCET 11T302 R KHG	9.525	3.97	7	0.2	–						●	●				
	DCET 11T302 L KHG	9.525	3.97	7	0.2	–							●				
	DCET 0702008 R UHG	6.35	2.38	7	0.08	–							●				
	DCET 11T3008 R UHG	9.525	3.97	7	0.08	–							●				
	DCET 11T301M R AT Ⓜ	9.525	3.97	7	0.08	–						●					
	DCET 11T302M R AT Ⓜ	9.525	3.97	7	0.18	–						●					
	DCGT 11T301M R TMV -WP	9.525	3.97	7	0.08	(0.3)	●	●	●			●					
	DCGT 11T302M R TMV -WP	9.525	3.97	7	0.18	(0.3)	●	●	●			●					
	DCGT 11T3005 AM3 -WP	9.525	3.97	7	0.05	(0.3)	●	●	●	●	●						
	DCGT 11T3015 AM3 -WP	9.525	3.97	7	0.15	(0.3)	●	●	●	●	●						

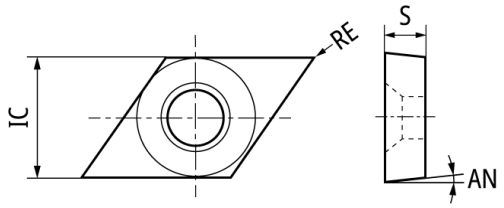

鋼	○	○	●	●	●	●	●	●		●	
ステンレス鋼	○	●	○	○	○	●	○	●		●	
鋳鉄									●		
非鉄金属						○		○			●
耐熱合金			●	○	○						
高硬度材			○	○	○						
その他（非金属）											●

形状	品番	IC	S	AN	RE	BS	超硬										
							PVD	PVD	PVD	PVD	PVD	PVD	PVD	PVD	CVD	CVD	ノンコート
		mm	mm	°	mm	mm	650	ST4	DM4	DT4	QM3	TM4	VM1	ZM3	CP1	CP7	KM1
	DCGT 0702005 R S -WP	6.35	2.38	7	0.05	(0.3)					●		●	●			
	DCGT 0702005 L S -WP	6.35	2.38	7	0.05	(0.3)								●			
	DCGT 0702015 R S -WP	6.35	2.38	7	0.15	(0.3)					●			●			
	DCGT 0702015 L S -WP	6.35	2.38	7	0.15	(0.3)								●			
	DCGT 11T3005 R S -WP	9.525	3.97	7	0.05	(0.3)					●		●	●			
	DCGT 11T3015 R S -WP	9.525	3.97	7	0.15	(0.3)					●			●			
	DCGT 0702005 R U -WP	6.35	2.38	7	0.05	(0.3)					●		●	●			
	DCGT 0702015 R U -WP	6.35	2.38	7	0.15	(0.3)					●			●			
	DCGT 11T3005 R U1 -WP	9.525	3.97	7	0.05	(0.3)					●		●	●			
	DCGT 11T3015 R U1 -WP	9.525	3.97	7	0.15	(0.3)					●			●			
	DCGW 07020 V Ⓜ	6.35	2.38	7	0	–							●				
	DCGW 070200 FN	6.35	2.38	7	0.03	–								●			
	DCGW 070200 H Ⓜ	6.35	2.38	7	0.03	–											●
	DCGW 070201 FN	6.35	2.38	7	0.1	–								●			
	DCGW 070201 H Ⓜ	6.35	2.38	7	0.1	–											●
	DCGW 070202 H Ⓜ	6.35	2.38	7	0.2	–											●
	DCGW 11T30 V Ⓜ	9.525	3.97	7	0	–							●				
	DCGW 11T300 FN	9.525	3.97	7	0.03	–								●			
	DCGW 11T300 H Ⓜ	9.525	3.97	7	0.03	–											●
	DCGW 11T301 FN	9.525	3.97	7	0.1	–								●			
	DCGW 11T301 H Ⓜ	9.525	3.97	7	0.1	–											●
	DCGW 11T302 H Ⓜ	9.525	3.97	7	0.2	–											●
	DCGW 0702005 RH -WP Ⓜ	6.35	2.38	7	0.05	(0.3)											●
	DCGW 11T3005 RH -WP Ⓜ	9.525	3.97	7	0.05	(0.3)											●

参照ページ：ホルダ　→ Q24～Q34　推奨切削条件　→ Q4

DC.T-WPインサートの特長

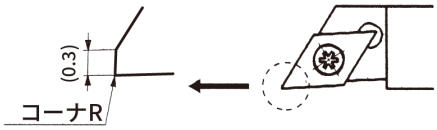

- 形状はDCGT型と同じです。
- ホルダにセットした状態で0.3㎜のストレート（さらい刃）が付く設計になっており、ワーク面粗さの向上及び高送りが可能なタイプです。
- 切れ刃角が93°のホルダ（SDJC-N、SDJC-N-F、SDJC、CH-SDUC、Y-SDJC、Y-SDJC-OH、DS-SDUL）に装着可能です。

VB..シリーズ／インサート　超硬

VB..

〈 35° 菱形 ポジ 〉

●第一推奨　○第二推奨

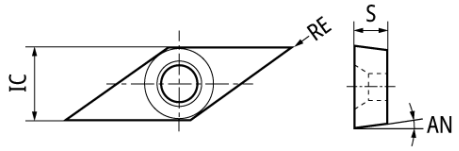

鋼	○	○	●	●	●	●	●	●		●	
ステンレス鋼	○	●	○	○	○	●	○	●		●	
鋳鉄									●		
非鉄金属						○		○			●
耐熱合金	●		●	○	○						
高硬度材			○	○	○						
その他（非金属）											●

形状	品番	IC	S	AN	RE	超硬										
						PVD	PVD	PVD	PVD	PVD	PVD	PVD	PVD	CVD	CVD	ノンコート
		mm	mm	°	mm	650	ST4	DM4	DT4	QM3	TM4	VM1	ZM3	CP1	CP7	KM1
	VBGT 160402 FN YL	9.525	4.76	5	0.2		●	●			●					
	VBGT 160404 FN YL	9.525	4.76	5	0.4		●	●			●					
	VBGT 160408 FN YL	9.525	4.76	5	0.8		●	●			●					

※ホルダ：受注生産で対応致します。詳しくは弊社営業にお問い合わせください。

推奨切削条件　→ Q4

VC..シリーズ／インサート　超硬

VC..

〈35° 菱形 ポジ〉

●第一推奨　○第二推奨

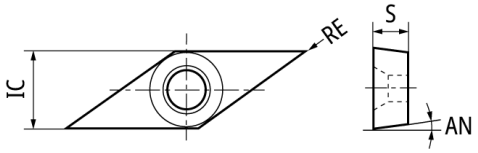

	PVD	PVD	PVD	PVD	PVD	PVD	PVD	PVD	CVD	CVD	ノンコート
	650	ST4	DM4	DT4	QM3	TM4	VM1	ZM3	CP1	CP7	KM1
鋼	○	○	●	●	●	●	●	●		●	
ステンレス鋼	○	●	○	○	○	●	○	●		●	
鋳鉄									●		
非鉄金属						○		○			●
耐熱合金	●		●	○	○						
高硬度材			○	○	○						
その他（非金属）											●

形状	品番	IC	S	AN	RE	BS	超硬 PVD 650	PVD ST4	PVD DM4	PVD DT4	PVD QM3	PVD TM4	PVD VM1	PVD ZM3	CVD CP1	CVD CP7	ノンコート KM1
		mm	mm	°	mm	mm											
	VCGT 110302M R TMV	6.35	3.18	7	0.18	–	●	●									
	VCGT 110304M R TMV	6.35	3.18	7	0.38	–	●	●									
	VCGT 110301M YL	6.35	3.18	7	0.08	–	●	●	●	●	●	●					
	VCGT 110302M YL	6.35	3.18	7	0.18	–	●	●	●	●	●	●					
	VCGT 110304M YL	6.35	3.18	7	0.38	–	●	●	●	●	●	●					
	VCGT 110202M CL	6.35	2.38	7	0.18	–			●	●	●	●					
	VCGT 110301M CL	6.35	3.18	7	0.08	–	●	●	●	●	●	●					
	VCGT 110302M CL	6.35	3.18	7	0.18	–	●	●	●	●	●	●					
	VCGT 110300 FN AM3	6.35	3.18	7	0.03	–				●		●	●				
	VCGT 110301M FN AM3	6.35	3.18	7	0.08	–	●	●		●	●	●	●				
	VCGT 110301 FN AM3	6.35	3.18	7	0.1	–							●	●			
	VCGT 110302M FN AM3	6.35	3.18	7	0.18	–	●	●		●	●	●	●				
	VCGT 110302 FN AM3	6.35	3.18	7	0.2	–							●	●			
	VCGT 110304M FN AM3	6.35	3.18	7	0.38	–	●	●		●	●	●	●				
	VCMT 110302 FN AM3	6.35	3.18	7	0.2	–			●								
	VCMT 110304 FN AM3	6.35	3.18	7	0.4	–			●								
	VCGT 110300 AZ7	6.35	3.18	7	0.03	–					●			●			
	VCGT 110301M AZ7	6.35	3.18	7	0.08	–					●			●			
	VCGT 110302M AZ7	6.35	3.18	7	0.18	–					●			●			
	VCGT 110304M AZ7	6.35	3.18	7	0.38	–					●			●			
	VCGT 130300 FR 2M	7.94	3.18	7	–	–			●								
	VCGT 130300 FL 2M	7.94	3.18	7	–	–			●								
	VCGT 130301 FR 2M	7.94	3.18	7	–	–			●								
	VCGT 130301 FL 2M	7.94	3.18	7	–	–			●								
	VCGT 110300 R U	6.35	3.18	7	0.03	–							●	●			
	VCGT 110301M R U	6.35	3.18	7	0.08	–				●							
	VCGT 110301 R U	6.35	3.18	7	0.1	–							●	●			
	VCGT 110302M R U	6.35	3.18	7	0.18	–				●							
	VCGT 110302 R U	6.35	3.18	7	0.2	–							●	●			
	VCET 1103008 R UHG	6.35	3.18	7	0.08	–							●				
	VCGT 1103005 R U -WP	6.35	3.18	7	0.05	(0.2)							●	●			
	VCGT 110301 R U -WP	6.35	3.18	7	0.1	(0.2)							●	●			
	VCGT 1103005 R SX -WP Ⓜ	6.35	3.18	7	0.05	(0.2)							●	●			
	VCGT 110301 R SX -WP Ⓜ	6.35	3.18	7	0.1	(0.2)							●	●			
	VCGW 110300 H Ⓜ	6.35	3.18	7	0.03	–											●
	VCGW 110301 H Ⓜ	6.35	3.18	7	0.1	–											●
	VCGW 110302 H Ⓜ	6.35	3.18	7	0.2	–											●

参照ページ：ホルダ　→ Q40～Q47　推奨切削条件　→ Q4

VCGT-WPインサートの特長

- 形状はVCGT型と同じです。
- ホルダにセットした状態で0.2mmのストレート（さらい刃）が付く設計になっており、ワーク面粗さの向上及び高送りが可能なタイプです。
- 切れ刃角が93°のホルダ（SVJC-N）に装着可能です。

VP..

〈 35° 菱形 ポジ 〉

●第一推奨　○第二推奨

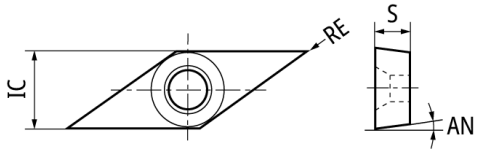

鋼	○	○	●	●	●	●	●	●		●	
ステンレス鋼	○	●	○	○	○	●	○	●		●	
鋳鉄									●		
非鉄金属						○		○			●
耐熱合金	●		●	○	○						
高硬度材			○	○	○						
その他（非金属）											●

形状	品番	IC	S	AN	RE	超硬										
						PVD	PVD	PVD	PVD	PVD	PVD	PVD	PVD	CVD	CVD	ノンコート
		mm	mm	°	mm	650	ST4	DM4	DT4	QM3	TM4	VM1	ZM3	CP1	CP7	KM1
	VPET 0802005 R KHG	4.76	2.38	11	0.05						●	●				
	VPET 0802005 L KHG	4.76	2.38	11	0.05							●				
	VPET 0802008 R KHG	4.76	2.38	11	0.08				●		●	●				
	VPET 0802008 L KHG	4.76	2.38	11	0.08							●				
	VPET 0802018 R KHG	4.76	2.38	11	0.18						●	●				
	VPET 0802018 L KHG	4.76	2.38	11	0.18							●				
	VPET 080202 R KHG	4.76	2.38	11	0.2						●	●				
	VPET 080202 L KHG	4.76	2.38	11	0.2							●				
	VPET 1103005 R KHG	6.35	3.18	11	0.05						●	●				
	VPET 1103005 L KHG	6.35	3.18	11	0.05							●				
	VPET 1103008 R KHG	6.35	3.18	11	0.08						●	●				
	VPET 1103008 L KHG	6.35	3.18	11	0.08							●				
	VPET 1103018 R KHG	6.35	3.18	11	0.18						●	●				
	VPET 1103018 L KHG	6.35	3.18	11	0.18							●				
	VPET 110302 R KHG	6.35	3.18	11	0.2						●	●				
	VPET 110302 L KHG	6.35	3.18	11	0.2							●				
	VPET 0802008 L UHG	4.76	2.38	11	0.08				●							
	VPET 0802008 R UHG	4.76	2.38	11	0.08				●							
	VPGT 110300 FN AM3	6.35	3.18	11	0.03				●		●					
	VPGT 110301M FN AM3	6.35	3.18	11	0.08		●		●	●	●					
	VPGT 110302M FN AM3	6.35	3.18	11	0.18		●		●	●	●					

参照ページ：ホルダ　→ Q50～Q52　推奨切削条件　→ Q4

TN..

〈 60° 正三角形 ネガ 〉

●第一推奨　○第二推奨

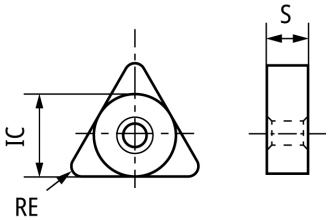

鋼	○	○	●	●	●	●	●	●		●	
ステンレス鋼	○	●	○	○	○	●	○	●		●	
鋳鉄									●		
非鉄金属						○		○			●
耐熱合金	●		●	○	○						
高硬度材			○	○	○						
その他（非金属）											●

形状	品番	IC	S	RE	超硬										
					PVD	PVD	PVD	PVD	PVD	PVD	PVD	PVD	CVD	CVD	ノンコート
		mm	mm	mm	650	ST4	DM4	DT4	QM3	TM4	VM1	ZM3	CP1	CP7	KM1
	TNGG 160402M R TMV	9.525	4.76	0.18	●	●	●			●					
	TNGG 160404M R TMV	9.525	4.76	0.38	●	●	●			●					
	TNGG 160401M FN UL	9.525	4.76	0.08	●	●	●		●	●					
	TNGG 160402M FN UL	9.525	4.76	0.18	●	●	●		●	●					
	TNGG 160404M FN UL	9.525	4.76	0.38	●	●	●		●	●					
	TNGG 160408M FN UL	9.525	4.76	0.78		●	●		●	●					
	TNGG 160402 FN ZP	9.525	4.76	0.2			●		●	●	●	●			
	TNGG 160404 FN ZP	9.525	4.76	0.4			●		●	●	●	●			
	TNGG 160408 FN ZP	9.525	4.76	0.8			●		●		●	●			
	TNMG 160408 G	9.525	4.76	0.8									●		
	TNMG 160412 G	9.525	4.76	1.2									●		
	TNMG 160404 T00525 Z5	9.525	4.76	0.4			●		●						
	TNMG 160408 T00525 Z5	9.525	4.76	0.8			●		●						
	TNEG 160402 FL D1	9.525	4.76	0.2						●					
	TNEG 160402 FR D1	9.525	4.76	0.2						●					
	TNEG 160404 FL D1	9.525	4.76	0.4						●					
	TNEG 160404 FR D1	9.525	4.76	0.4						●					
	TNEG 160408 FL D1	9.525	4.76	0.8						●					
	TNEG 160408 FR D1	9.525	4.76	0.8						●					
	TNGG 160401 FR U2	9.525	4.76	0.1							●	●			
	TNGG 160402 FL U2	9.525	4.76	0.2			●					●			
	TNGG 160402 FR U2	9.525	4.76	0.2			●					●			
	TNGG 160404 FL U2	9.525	4.76	0.4			●					●			
	TNGG 160404 FR U2	9.525	4.76	0.4			●					●			
	TNGG 160408 FL U2	9.525	4.76	0.8								●			
	TNGG 160408 FR U2	9.525	4.76	0.8								●			
	TNGG 160402 FR C	9.525	4.76	0.2								●			
	TNGG 160401 FR DA	9.525	4.76	0.1							●	●			

参照ページ：ホルダ　→ Q56～Q60　推奨切削条件　→ Q4

CN..シリーズ／インサート　超硬

CN..

〈 80° 菱形 ネガ 〉

●第一推奨　○第二推奨

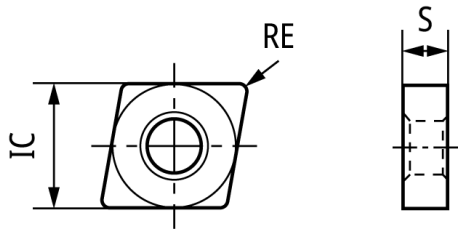

鋼	○	○	●	●	●	●	●	●		●	
ステンレス鋼	○	●	○	○	○	●	○	●		●	
鋳鉄									●		
非鉄金属						○		○			●
耐熱合金	●		●	○	○						
高硬度材			○	○	○						
その他（非金属）											●

形状	品番	IC	S	RE	超硬										
					PVD	PVD	PVD	PVD	PVD	PVD	PVD	PVD	CVD	CVD	ノンコート
		mm	mm	mm	650	ST4	DM4	DT4	QM3	TM4	VM1	ZM3	CP1	CP7	KM1
	CNGG 120404 FN UL	12.7	4.76	0.4			●		●	●					
	CNGG 120408 FN UL	12.7	4.76	0.8			●		●	●					
	CNGG 120404 FN ZP	12.7	4.76	0.4			●		●			●			
	CNGG 120408 FN ZP	12.7	4.76	0.8			●		●			●			
	CNMG 120408 T00525 Z5	12.7	4.76	0.8			●		●						
	CNMG 120408 G	12.7	4.76	0.8									●		
	CNMG 120412 G	12.7	4.76	1.2									●		
	CNMG 120416 G	12.7	4.76	1.6									●		

参照ページ：ホルダ　→ Q63　推奨切削条件　→ Q4

CN..シリーズ／インサート　PCD・ダイヤコート

CNM.

〈 80° 菱形 ネガ 〉

●第一推奨　○第二推奨

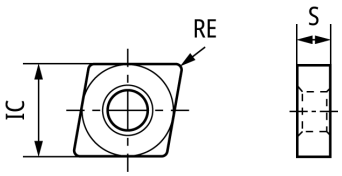

鋼			
ステンレス鋼			
鋳鉄			
非鉄金属	●	●	●
耐熱合金			
高硬度材			
その他（非金属）			●

形状	品番	IC	S	RE	コーナー数	PCD		ダイヤコート
		mm	mm	mm		PD1	PD2	UC1
	CNMG 120404 FN ZP	12.7	4.76	0.4	4			●
	CNMG 120408 FN ZP	12.7	4.76	0.8	4			●
	CNMX 120404 PF	12.7	4.76	0.4	1		●	
	CNMX 120408 PF	12.7	4.76	0.8	1		●	

参照ページ：ホルダ　→ Q63　推奨切削条件　→ Q4